

LEGISLATIVE RESOURCE CENTER

2019 AUG -5 PM 2:27
(Office Use Only)

ME

A \$200 penalty shall be assessed against any individual who files more than 30 days late.

**UNITED STATES HOUSE OF REPRESENTATIVES
2018 FINANCIAL DISCLOSURE STATEMENT**

Form A
For Use by Members, Officers, and Employees

Name: Greg R. Gianforte

Daytime Telephone: 202-225-3211

FILER STATUS	<input checked="" type="checkbox"/> Member of the U.S. House of Representatives	State: <u>Montana</u>	District: <u>At Large</u>	Officer or Employee	Employing Office:	Staff Filer Type: (If Applicable) Shared <input type="checkbox"/> Principal Assistant <input type="checkbox"/>
REPORT TYPE	<input checked="" type="checkbox"/> 2018 Annual (Due: May 15, 2019)	<input type="checkbox"/> Amendment	<input type="checkbox"/> Termination	Date of Termination:		

PRELIMINARY INFORMATION - ANSWER EACH OF THESE QUESTIONS

A. Did you, your spouse, or your dependent child: a. Own any reportable asset that was worth more than \$1,000 at the end of the reporting period? OR b. Receive more than \$200 in unearned income from any reportable asset during the reporting period?	Yes <input checked="" type="checkbox"/> No <input type="checkbox"/>	F. Did you have any reportable agreement or arrangement with an outside entity during the reporting period or in the current calendar year up through the date of filing?	Yes <input type="checkbox"/> No <input checked="" type="checkbox"/>
B. Did you, your spouse, or your dependent child purchase, sell, or exchange any securities or reportable real estate in a transaction exceeding \$1,000 during the reporting period?	Yes <input checked="" type="checkbox"/> No <input type="checkbox"/>	G. Did you, your spouse, or your dependent child receive any reportable gifts totaling more than \$90 in value from a single source during the reporting period?	Yes <input type="checkbox"/> No <input checked="" type="checkbox"/>
C. Did you or your spouse have "earned" income (e.g., salaries, honoraria, or pension/IRA distributions) of \$200 or more during the reporting period?	Yes <input checked="" type="checkbox"/> No <input type="checkbox"/>	H. Did you, your spouse, or your dependent child receive any reportable travel or reimbursements for travel totaling more than \$390 in value from a single source during the reporting period?	Yes <input type="checkbox"/> No <input checked="" type="checkbox"/>
D. Did you, your spouse, or your dependent child have any reportable liability (more than \$10,000) at any point during the reporting period?	Yes <input checked="" type="checkbox"/> No <input type="checkbox"/>	I. Did any individual or organization make a donation to charity in lieu of paying you for a speech, appearance, or article during the reporting period?	Yes <input type="checkbox"/> No <input checked="" type="checkbox"/>
E. Did you hold any reportable positions during the reporting period or in the current calendar year up through the date of filing?	Yes <input checked="" type="checkbox"/> No <input type="checkbox"/>	ATTACH THE CORRESPONDING SCHEDULE IF YOU ANSWER "YES"	

IPO AND EXCLUSION OF SPOUSE, DEPENDENT, OR TRUST INFORMATION - ANSWER EACH OF THESE QUESTIONS

IPO - Did you purchase any shares that were allocated as a part of an Initial Public Offering during the reporting period? If you answered "Yes" to this question, please contact the Committee on Ethics for further guidance.	Yes <input type="checkbox"/> No <input checked="" type="checkbox"/>
TRUSTS - Details regarding "Qualified Blind Trusts" approved by the Committee on Ethics and certain other "excepted trusts" need not be disclosed. Have you excluded from this report details of such a trust that benefits you, your spouse, or dependent child?	Yes <input type="checkbox"/> No <input checked="" type="checkbox"/>
EXEMPTION - Have you excluded from this report any other assets, "unearned" income, transactions, or liabilities of a spouse or your dependent child because they meet all three tests for exemption? Do not answer "yes" unless you have first consulted with the Committee on Ethics.	Yes <input type="checkbox"/> No <input checked="" type="checkbox"/>

**Greg Gianforte, Member
Footnotes to House of Rep Net Worth and Income Statement**

Member Greg Gianforte's investments are covered by the Blind Investment Agreement. Listed below are footnotes with additional explanation on certain investments

**Footnote
Number**

- #1 Member and spouse each have a lifetime income interest in Charitable Remainder Trust (CRT) in form of quarterly annuity payments. Both serve as Trustees of the trust but do not own the assets of the trust.
- #2 Member and spouse each have a lifetime income interest in Charitable Remainder Trust (CRT) in form of quarterly annuity payments. Both serve as Trustees of the trust but do not own the assets of the trust.
- #3 Member and spouse collectively own 8% interest in Gianforte Genesis, LLC (GG). GG is a family owned business holding agricultural, residential and commercial real estate direct and through Genesis Partners, LLC.
- #4 Gianforte Genesis, LLC owns 50% of Genesis Partners, LLC
- #5 Member and spouse collectively own 8% interest in East Gallatin, LLC (EG). EG is a family owned business holding agricultural and residential real estate in Bozeman, MT
- #6 Member and spouse collectively own 8% interest in Gforce1 LLC (GF). GF is a family owned investment fund owning investment securities, land and 92% LLC interest in each of GG and EG.
- #7 Member and spouse collectively own 100% of Bozeman Technology Incubator, Inc. (BTI). Bozeman Technology Incubator is a voluntary network of people in the technology industry who work with individuals interested in starting their own technology businesses in the Bozeman area. It did not charge for its mentoring services, and thus generated no income for mentoring purposes. BTI owns the rights to a book co-authored by Greg Gianforte, and receives royalty income from sales of the book. Royalty income received in 2018 was under \$1,000. BTI owned one airplane during 2018, managed by a third party entity and was not chartered to third parties.

ISIN	Security Name	11/19/2018	11/19/2018	11/19/2018	11/19/2018	11/19/2018
INVESTCO WORLD ETF	INVESTCO WORLD ETF			X		
ISHMES MSCI TURKEY ETF	ISHMES MSCI TURKEY ETF			X		
ISHMES MSCI PERU ETF	ISHMES MSCI PERU ETF			X		
WAVEC VECTORS RUSSIA ETF	WAVEC VECTORS RUSSIA ETF			X		
ISHMES MSCI HONG KONG ETF	ISHMES MSCI HONG KONG ETF			X		
ISHMES MSCI POLAND ETF	ISHMES MSCI POLAND ETF			X		
GLOBAL X MSCI COLOMBIA ETF	GLOBAL X MSCI COLOMBIA ETF			X		
INVESTCO NIQUA ETF	INVESTCO NIQUA ETF			X		
ISHMES MSCI CHINA ETF	ISHMES MSCI CHINA ETF			X		
ISHMES MSCI BRAZIL ETF	ISHMES MSCI BRAZIL ETF			X		
WISDOMTREE INDOA FARMINGS ETF	WISDOMTREE INDOA FARMINGS ETF			X		
ISHMES INC MSCI TAIWAN ETF	ISHMES INC MSCI TAIWAN ETF			X		
ISHMES MSCI SOUTH AFRICA ETF	ISHMES MSCI SOUTH AFRICA ETF			X		
ISHMES MSCI SOUTH KOREA ETF	ISHMES MSCI SOUTH KOREA ETF			X		
ISHMES MSCI MEXICO ETF	ISHMES MSCI MEXICO ETF			X		
WAVEC VECTORS RUSSIA ETF	WAVEC VECTORS RUSSIA ETF			X		
ISHMES MSCI MALAYSIA ETF NEW	ISHMES MSCI MALAYSIA ETF NEW			X		
ISHMES MSCI INDONESI ETF	ISHMES MSCI INDONESI ETF			X		
ISHMES MSCI PHILIPP ETF	ISHMES MSCI PHILIPP ETF			X		
ISHMES MSCI THAILAND ETF	ISHMES MSCI THAILAND ETF			X		
GLOBAL X MSCI COLOMBIA ETF	GLOBAL X MSCI COLOMBIA ETF			X		
ISHMES MSCI PERU ETF	ISHMES MSCI PERU ETF			X		
WAVEC VECTORS INDONESIA INDEX ETF	WAVEC VECTORS INDONESIA INDEX ETF			X		
SIFM CHINA ETF	SIFM CHINA ETF			X		
ISHMES MSCI BRAZIL ETF	ISHMES MSCI BRAZIL ETF			X		
ISHMES MSCI HONG KONG ETF	ISHMES MSCI HONG KONG ETF			X		
ISHMES MSCI THAILAND ETF	ISHMES MSCI THAILAND ETF			X		
ISHMES MSCI SOUTH AFRICA ETF	ISHMES MSCI SOUTH AFRICA ETF			X		
ISHMES INC MSCI TAIWAN ETF	ISHMES INC MSCI TAIWAN ETF			X		
ISHMES MSCI POLAND ETF	ISHMES MSCI POLAND ETF			X		
ISHMES MSCI HONG KONG ETF	ISHMES MSCI HONG KONG ETF			X		
ISHMES MSCI MEXICO ETF	ISHMES MSCI MEXICO ETF			X		
ISHMES MSCI PHILIPP ETF	ISHMES MSCI PHILIPP ETF			X		
Testimony Transcript, TSP Justice Managed Brokerage, San Francisco, CA	Testimony Transcript, TSP Justice Managed Brokerage, San Francisco, CA					
US GROUP AG	US GROUP AG			X		
SCOTIE GENERAL FEA SPONSORED ADR	SCOTIE GENERAL FEA SPONSORED ADR			X		
SERO EPSON CORP US SPON ADR	SERO EPSON CORP US SPON ADR			X		
NEOJIT BERGSSER P. SPONSORED ADR	NEOJIT BERGSSER P. SPONSORED ADR			X		
ORB INSURANCE GROUP SPON ADR	ORB INSURANCE GROUP SPON ADR			X		
PUBLICS SA NEW SPON ADR	PUBLICS SA NEW SPON ADR			X		
NORDEA BANK ADR SPON ADR	NORDEA BANK ADR SPON ADR			X		
NETTO DENRO CORP ADR	NETTO DENRO CORP ADR			X		
NISSAN MOTOR LTD SPON ADR NEW	NISSAN MOTOR LTD SPON ADR NEW			X		
UNION BANK GROUP LTD	UNION BANK GROUP LTD			X		
ING GROEP N.V. SPONSORED ADR	ING GROEP N.V. SPONSORED ADR			X		
KOMPON PFC SPONSORED ADR	KOMPON PFC SPONSORED ADR			X		
INDUSTRIA DE DISCENO TEXTIL INDITEX SA ADR	INDUSTRIA DE DISCENO TEXTIL INDITEX SA ADR			X		
MARIPAL BRANDS PFC SPONSORED ADR	MARIPAL BRANDS PFC SPONSORED ADR			X		
ISHMES MSCI SAUDI ETF	ISHMES MSCI SAUDI ETF			X		
HENKES & MAURITZ AB	HENKES & MAURITZ AB			X		
HENKEL AG & COMPANY SPONSORED ADR REPSTG PFD SPS	HENKEL AG & COMPANY SPONSORED ADR REPSTG PFD SPS			X		
REICHERTSMANN AG	REICHERTSMANN AG			X		
GIANNINOTTI PFC SPON ADR	GIANNINOTTI PFC SPON ADR			X		
FREDRUS INC CA SA & CO KOPAN SPONSORED ADR REPSTG SPS	FREDRUS INC CA SA & CO KOPAN SPONSORED ADR REPSTG SPS			X		
RENTIS DE KONINK KLM SPONS ADR	RENTIS DE KONINK KLM SPONS ADR			X		
PANAC CORP ADR	PANAC CORP ADR			X		
DEUTSCHE POST AG SPON ADR	DEUTSCHE POST AG SPON ADR			X		
CENTRA PFC SPONSORED ADR NEW	CENTRA PFC SPONSORED ADR NEW			X		
CHRY PFC ADR	CHRY PFC ADR			X		
BNP PARIBAS SPON ADR REPSTG 1/2 SH	BNP PARIBAS SPON ADR REPSTG 1/2 SH			X		
BAU 25 SPON ADR	BAU 25 SPON ADR			X		
AUTUMN & NEW ZEAL BANKING GROUP LIMITED SPONSORED ADR	AUTUMN & NEW ZEAL BANKING GROUP LIMITED SPONSORED ADR			X		
ASSA PFC ADR	ASSA PFC ADR			X		
MACKAY LTD SPON ADR	MACKAY LTD SPON ADR			X		
ZALANDO SE US SPON ADR	ZALANDO SE US SPON ADR			X		
WOODSIDE PETROLEUM L SPON ADR	WOODSIDE PETROLEUM L SPON ADR			X		
WESTBANK BANKING CORP SPON ADR	WESTBANK BANKING CORP SPON ADR			X		
WMP PFC NEW ADR	WMP PFC NEW ADR			X		
VOADCOM GROUP PFC N SPON ADR NO PAR	VOADCOM GROUP PFC N SPON ADR NO PAR			X		
VALEO SPON ADR	VALEO SPON ADR			X		
UNITED UTILITIES GRD PFC SPONSORED ADR	UNITED UTILITIES GRD PFC SPONSORED ADR			X		
UPM KIMBERLY CORP SPONSORED ADR	UPM KIMBERLY CORP SPONSORED ADR			X		
LOTTM MONTAGNE CORP SPON ADR	LOTTM MONTAGNE CORP SPON ADR			X		
TOPTON PFC ADR	TOPTON PFC ADR			X		
LIME CORP SPON ADR	LIME CORP SPON ADR			X		
TEANUS A SPON ADR	TEANUS A SPON ADR			X		
TELECOM CORP LTD SPON ADR	TELECOM CORP LTD SPON ADR			X		
TELUS CO AB US SPON ADR	TELUS CO AB US SPON ADR			X		
TANDBA PHARMACEUTICAL CO LTD SPON ADR	TANDBA PHARMACEUTICAL CO LTD SPON ADR			X		
SYNERCOM SPONSORED A	SYNERCOM SPONSORED A			X		
SWISS RE LTD SPONSORED ADR	SWISS RE LTD SPONSORED ADR			X		
SMITH PACIFIC LIMITED SPONSORED ADR REPRESENTING 1 CLASS A	SMITH PACIFIC LIMITED SPONSORED ADR REPRESENTING 1 CLASS A			X		
SHANGHAI PORTER LIMITED NEW ADR	SHANGHAI PORTER LIMITED NEW ADR			X		
SHANGHAI TROPIC PFC ADR	SHANGHAI TROPIC PFC ADR			X		
SCANDINAVIAN ESCORT BANKER SPONSORED ADR REPSTG SPS SER A	SCANDINAVIAN ESCORT BANKER SPONSORED ADR REPSTG SPS SER A			X		
SHINE PFC SPON ADR	SHINE PFC SPON ADR			X		
SPINUM MANAGER SPON ADR	SPINUM MANAGER SPON ADR			X		
SEE PFC SPON ADR	SEE PFC SPON ADR			X		
ROYAL DUTCH SHELL PLC SPONSORED ADR REPSTG A SHARES	ROYAL DUTCH SHELL PLC SPONSORED ADR REPSTG A SHARES			X		
ROYAL BANK SCOTLAND GROUP PFC SPONS ADR REPSTG 20 ORD SPS	ROYAL BANK SCOTLAND GROUP PFC SPONS ADR REPSTG 20 ORD SPS			X		
REVAULT SA ADR	REVAULT SA ADR			X		
PROBIOSANT 1 MEDIA ADR	PROBIOSANT 1 MEDIA ADR			X		
POSCOR SPONSORED ADR	POSCOR SPONSORED ADR			X		
POSCOR PFC SPON ADR	POSCOR PFC SPON ADR			X		
NATIONAL AUSTRALIA B LTD SPON ADR NEW	NATIONAL AUSTRALIA B LTD SPON ADR NEW			X		
MTSUSHI ESTATE LTD ADR	MTSUSHI ESTATE LTD ADR			X		
MACQUARIE GROUP LTD ADR NEW	MACQUARIE GROUP LTD ADR NEW			X		
INGSTRA PFC SPON ADR BA 15 PENCE	INGSTRA PFC SPON ADR BA 15 PENCE			X		
INTESA SANPAOLO SPA SPONSORED ADR REPSTG ORDINARY SHARES	INTESA SANPAOLO SPA SPONSORED ADR REPSTG ORDINARY SHARES			X		
HANG LUNG PPTTS LTD SPONS ADR	HANG LUNG PPTTS LTD SPONS ADR			X		
H LUNDBECK A/S SPONSORED ADR LEVEL 1	H LUNDBECK A/S SPONSORED ADR LEVEL 1			X		
HICHS PETROLIUM SE ADR	HICHS PETROLIUM SE ADR			X		
HICHS PETROLIUM SE ADR	HICHS PETROLIUM SE ADR			X		
HANDBA SPON ADR	HANDBA SPON ADR			X		
HABCO PFC NEW SPON ADR	HABCO PFC NEW SPON ADR			X		
DEUTSCHE BANK AG	DEUTSCHE BANK AG			X		
DANUBE BANK A/S BARBER SPS SPON ADR	DANUBE BANK A/S BARBER SPS SPON ADR			X		
DANUBA HOUSE INDUSTRIAL CO LTD ADR	DANUBA HOUSE INDUSTRIAL CO LTD ADR			X		
DALTO TRUST CONSTRUCT CO LTD SPON ADR	DALTO TRUST CONSTRUCT CO LTD SPON ADR			X		
COMMONWEALTH BANK OF AUSTRALIA SPONSORED ADR	COMMONWEALTH BANK OF AUSTRALIA SPONSORED ADR			X		
COMMERZBANK A G SPONSORED ADR NEW	COMMERZBANK A G SPONSORED ADR NEW			X		
INGENICO GROUP ADR	INGENICO GROUP ADR			X		
CANON PFC SPON ADR	CANON PFC SPON ADR			X		
BRITISH LAND COMPANY PFC SPONSORED ADR	BRITISH LAND COMPANY PFC SPONSORED ADR			X		
BANCA PFC ADR	BANCA PFC ADR			X		
BANCA PFC ADR	BANCA PFC ADR			X		
BANCO BRIBAO VIZCAYA ARGENTINA S A SPON ADR	BANCO BRIBAO VIZCAYA ARGENTINA S A SPON ADR			X		
AMUSER BUSCH INDEP 3A/4A	AMUSER BUSCH INDEP 3A/4A			X		
AMHOC LAHAN CORP US SPON ADR	AMHOC LAHAN CORP US SPON ADR			X		
VOADCOM GROUP PFC N SPON ADR NO PAR	VOADCOM GROUP PFC N SPON ADR NO PAR			X		
VALEO SPON ADR	VALEO SPON ADR			X		
UPS GROUP AG	UPS GROUP AG			X		
TELECOM ITALIA SPA SPON ADR	TELECOM ITALIA SPA SPON ADR			X		
TELECOM ITALIA SPA SPON ADR REPSTG ORD SPS	TELECOM ITALIA SPA SPON ADR REPSTG ORD SPS			X		
TANDBA PHARMACEUTICAL CO LTD SPON ADR	TANDBA PHARMACEUTICAL CO LTD SPON ADR			X		

SCHEDULE C - EARNED INCOME

Greg Gianforte, Member

Line Number	Source	Type	Amount	
				2018
1	Gianforte Family Charitable Trust, Bozeman MT	Spouse Salary	\$	12,000.00

SCHEDULE D - LIABILITIES Greg Gianforte, Member

Line Number	SP, DC, JT	Debtor	Date Liability Incurred MO/YT	Type of Liability	Amount of Liability
1	JT	TWP, A Division of Stifel Brokerage	1/18	Margin Line of Credit	<input checked="" type="checkbox"/> \$10,001 - \$15,000 <input type="checkbox"/> \$15,001 - \$50,000 <input type="checkbox"/> \$50,001 - \$100,000 <input type="checkbox"/> \$100,001 - \$250,000 <input type="checkbox"/> \$250,001 - \$500,000 <input type="checkbox"/> \$500,001 - \$1,000,000 <input type="checkbox"/> \$1,000,001 - \$5,000,000 <input type="checkbox"/> \$5,000,001 - \$25,000,000 <input type="checkbox"/> \$25,000,001 - \$50,000,000 <input type="checkbox"/> Over \$50,000,000 <input type="checkbox"/> Over \$1,000,000 * <input type="checkbox"/> (Spouse/DC Liability)

The amount of liability listed was the highest balance during 2018 (January 2018). This margin balance was fully paid off in September 2018

SCHEDULE E - POSITIONS Greg Gianforte, Member

Line Number	Position	Name of Organization	Date of Resignation
1	Trustee	Gianforte Family Charitable Trust (Private Foundation), Bozeman, MT	
2	Trustee	Gianforte Charitable Remainder UnitTrust, Bozeman, MT	
3	Member	Gianforte Genesis LLC, Bozeman, MT	
4	Member	East Gallatin LLC, Bozeman, MT	
5	Co-Managing Member	G-Force 1 LLC, Bozeman, MT	

SCHEDULE F - AGREEMENTS Greg Gianforte, Member

Line Number	Date	Parties to Agreement	Terms of Agreement
		NONE	



Joint brokerage account

Vanguard Flagship Services®

G. R. Gianforte & S. K. Gianforte Tr UA 09-19-2000 Greg
Gianforte Rev. Trust & Susan Gianforte Rev. Trust Ten Com

Andrew Strain, Registered Representative: 800-345-1344, Ext. 2554

Balance and holdings for Vanguard Brokerage Account continued

Settlement fund		Quantity	Price on 12/31/2018
Name			
VANGUARD FEDERAL MONEY MARKET FUND		1,131,598.6700	\$1.00
Est. yield: 2.29%			

Mutual funds				
Symbol	Name	Average price per share	Quantity	Price on 12/31/2018
VFAX	VANGUARD 500 INDEX ADMIRAL CL Est. annual income: \$85,787.86; Est. yield: 1.81%	\$172.10	15,724.0540	\$231.44
VTIAX	VANGUARD TOTAL INTL STOCK INDEX ADMIRAL CL Est. annual income: \$126,940.43; Est. yield: 3.06%	25.64	163,288.4370	25.37
VTSAX	VANGUARD TOTAL STOCK MARKET INDEX ADMIRAL CL Est. annual income: \$316,231.96; Est. yield: 1.79%	54.05	284,253.4520	62.09
DODGX	DODGE & COX STOCK Est. annual income: \$30,432.98; Est. yield: 1.27%	177.42	13,853.9550	172.81



Vanguard Flagship Services®

Joint brokerage account -
 G. R. Gianforte & S. K. Gianforte Tr UA 09-19-2000 Greg
 Gianforte Rev. Trust & Susan Gianforte Rev. Trust Ten Com

Andrew Strain, Registered Representative: 800-345-1344, Ext. 2554

Balances and holdings for Vanguard Brokerage Account - continued

Mutual funds continued

Symbol	Name	Average price per share	Quantity	Price on 12/31/2018
DODWX	DODGE & COX GLOBAL STOCK	11.29	163,205.6450	11.03
Est. annual income: \$17,985.26; Est. yield: 1.00%				
Total Est. annual income: \$57,378.49; Est. yield: 1.88%				

ETFs

Symbol	Name	Quantity	Price on 12/31/2018
V00	VANGUARD S&P 500 INDEX ETF	5,551.0000	\$229.8100
Est. annual income: \$25,712.23; Est. yield: 2.02%			
VB	VANGUARD SMALL CAP ETF	26,304.0000	131.9900
Est. annual income: \$59,420.73; Est. yield: 1.71%			
RSP	INVESCO S&P 500 EQUAL WEIGHT ETF	35,295.0000	91.4000
Est. annual income: \$62,648.62; Est. yield: 1.94%			
LJH	ISHARES CORE S&P MID CAP ETF	21,927.0000	166.0600
Est. annual income: \$63,215.54; Est. yield: 1.74%			
SDY	SPDR SERIES TRUST S&P DIVIDEND ETF	23,158.0000	89.5200
Est. annual income: \$55,648.67; Est. yield: 2.68%			
Total Est. annual income: \$266,645.79; Est. yield: 1.95%			



Exhibit A2

GREG GIANFORTE REV TR &
SUSAN GIANFORTE REV TR TEN COM
GREG & SUSAN GIANFORTE TTEES
ZIEGLER MANAGED ACCOUNT

December 1 -
December 31, 2018
Account Number:

This section shows the cash equivalents and/or securities in your account. Prices obtained from outside sources are considered reliable but are not guaranteed by Steel. Actual prices may vary, and upon sale, you may receive more or less than your original purchase price. Contact your Financial Advisor for current price quotes. Gain/Loss is provided for informational purposes only. Cost basis may be adjusted for, but not limited to, amortization, section, principal paydowns, capital changes, listed option premiums, gifting rules, inheritance step-up, or wash sales. The Gain/Loss information should not be used for tax preparation without the assistance of your tax advisor. Lot detail quantity displayed is truncated to the one thousandth of a share.

***Classifications listed below security descriptions:
 Covered: Tax basis information for this security is covered by IRS reporting requirements.
 Noncovered: Tax basis information for this security is not covered by IRS reporting requirements.
 Mixed: Tax basis information for this security includes both covered and noncovered tax lots.
 Wash: The tax basis for this security has been adjusted due to wash sale activity as defined by IRS regulations.
 Gift: Security position includes gifted shares. Unrealized gain/loss displayed may not be indicative of gain or loss that would be realized upon sale of security due to tax rules for gifted stock.

NET CASH EQUIVALENTS

INSURED BANK PROGRAM

Current value
372,787.97

STIEBEL INSURED BANK DEPOSIT PROGRAM

Funds deposited through the Stiebel Insured Bank Deposit Program (the "Program") are in deposit accounts a deposit accounts are not covered by the Securities Investor Protection Corporation ("SIPC"). Deposit account balances in the Program or in any money market fund offered as an available fund for Cash Investment Securities brokerage account or can be distributed directly to you with the proper withdrawal form on file.

PORTFOLIO ASSETS - HELD AT STIEBEL

Fixed Income-Muni	Symbol/ Bond Rating/ Type	Quantity	Current Price/ Current Value
VIRGINIA CLLG BLDG AUTH	S&P: AA	50,000	100,000.00
EDL FACs REV WA & LEE	Moodys: Aa2		50,000.00
UNV SER A B/E	Cash		

CPN 4.000% DUE 01/01/19
 DTD 04/22/15 FC 07/01/15
 CUSIP: 927781648
 Original Cost: 52,365.00
 ***Covered



Exhibit A2

GREG GIANFORTE REV TR &
 SUSAN GIANFORTE REV TR TEN COM
 GREG & SUSAN GIANFORTE TTEES
 ZIEGLER MANAGED ACCOUNT

December 1 -
 December 31, 2018
 Account Number:

PORTFOLIO ASSETS - HELD AT STIFEL (continued)

Fixed Income-Muni	Symbol/ Bond Rating/ Type	Quantity	Current Price/ Current Value
KENT ST UNIV OH GENL RCPTS SER B REV ASRD GTY B/E PTC CPN 5.000% DUE 05/01/27 DTD 10/07/09 FC 11/01/09 PRE 05/01/19 @ 100.000 CUSIP: 490728YWB Original Cost: 262,273.60 ***Notcovered	S&P: AA Moody: Aa3 Cash	230,000	101.0840 232,493.20
WISCONSIN ST GENL FD ANNUAL APPROP REV SER A B/E OID @99.333 5.44% CPN 5.375% DUE 05/01/24 DTD 04/08/09 FC 11/01/09 PRE 05/01/19 @ 100.000 CUSIP: 977100FE1 Original Cost: 23,552.00 ***Notcovered	Cash	20,000	101.2060 20,241.20
WISCONSIN ST GENL FD ANNUAL APPROP REV SER A B/E OID @99.333 5.44% CPN 5.375% DUE 05/01/24 DTD 04/08/09 FC 11/01/09 PRE 05/01/19 @ 100.000 CUSIP: 977100FN1 Original Cost: 209,764.15 ***Notcovered	S&P: AA- Moody: Aa2 Cash	180,000	101.1890 182,140.20
BILLINGS MT CRSOVR REFDG B/E CPN 2.000% DUE 07/01/19 DTD 02/28/15 FC 07/01/15 CUSIP: 0800857H7 Original Cost: 103,982.00 ***Covered	Moody: Aa2 Cash	100,000	100.1030 100,103.00
ROOSEVELT CNTY MT B/E BQ CPN 3.000% DUE 07/01/19 DTD 06/21/16 FC 01/01/17 CUSIP: 7784259H2 Original Cost: 52,928.50 ***Covered	S&P: AA- Cash	60,000	100.8030 50,301.50



PRIVATE WEALTH MANAGEMENT
A DIVISION OF STIFEL

Exhibit A2

GREG GIANFORTE REV TR &
SUSAN GIANFORTE REV TR TEN COM
GREG & SUSAN GIANFORTE TTEES
ZIEGLER MANAGED ACCOUNT

December 1 -
December 31, 2018
Account Number:

PORTFOLIO ASSETS - HELD AT STIFEL (continued)

Fixed Income-Muni	Symbol/ Bond Rating/ Type	Quantity	Current Price/ Current Value
MONTANA ST BRD HSG SNGL FAM MTG NON AMT NON ACE SER A 2 REV B/E CPN 1.400% DUE 12/01/19 DTD 03/15/17 FC 06/01/17 CUSIP: 61212WCMS	S&P: AA+ Moody: Aa1 Cash	45,000	99.4510 44,752.95
***Covered			
PHILADELPHIA PA HSG AUTH CAP FD PG REV SER A AGM B/E CPN 5.500% DUE 12/01/19 DTD 07/10/02 FC 12/01/02 CALL 01/31/19 @ 100.000 CUSIP: 71782UAV0 Original Cost: 262,092.50	S&P: AA Moody: A2 Cash	250,000	100.3070 250,767.50
***Noncovered			
MONTANA FAC FIN AUTH REV COMPOSITE DEAL SISTERS LEAVENWORTH SER B B/E CPN 5.000% DUE 01/01/21 DTD 05/20/10 FC 01/01/11 CALL 01/01/20 @ 100.000 CUSIP: 61204KLG7 Original Cost: 369,345.45	S&P: AA- Moody: Aa3 Cash	320,000	103.0700 329,824.00
***Noncovered			
MONTANA ST BRD REGTS HIGH ED MT ST UNIV FACS INPT SER M REV B/E CPN 5.000% DUE 11/15/25 DTD 11/09/11 FC 05/15/12 PRE 11/15/21 @ 100.000 CUSIP: 61212L1C1 Original Cost: 224,264.00	S&P: A+ Moody: Aa3 Cash	200,000	108.6360 217,272.00
***Noncovered			





Exhibit A2

GREG GIANFORTE REV TR &
SUSAN GIANFORTE REV TR TEN COM
GREG & SUSAN GIANFORTE TTEES
ZIEGLER MANAGED ACCOUNT

December 1 -
December 31, 2018
Account Number:

PORTFOLIO ASSETS - HELD AT STIFEL (continued)

Fixed Income-Muni	Symbol/ Bond Rating/ Type	Quantity	Current Price/ Current Value
METROPOLITAN TRANSN/ AUTH NY REV SER E B/E CPN 5.000% DUE 11/15/42 DTD 07/20/12 FC 11/15/12 PRE 11/15/22 @ 100.000 CUSIP: 89261AUX3 Original Cost: 176,262.40	Moody: A1 Cash	180,000	111.8580 178,974.40
***Covered			
IOWA STDNT LN LIQUIDITY CORP STUDENT LN REV RFDG 1 B/E OID @97.696 5.5% CPN 5.250% DUE 12/01/22 DTD 11/24/09 FC 06/01/10 CALL 12/01/19 @ 100.000 CUSIP: 482590HH6 Original Cost: 5,474.20	S&P: AAA Moody: Aaa Cash	5,000	101.9390 5,097.96
***Noncovered			
SACRAMENTO CA CITY FING AUTH REV RFDG MSTR LSE PG FACS E B/E AMBAC CPN 5.250% DUE 12/01/22 DTD 12/12/06 FC 06/01/07 CUSIP: 785849UX6 Original Cost: 129,281.25	S&P: A+ Moody: Aa3 Cash	125,000	112.6880 140,861.25
***Noncovered			
WESTERN MI UNIV REV RFDG GEN B/E CPN 5.000% DUE 11/15/23 DTD 08/15/11 FC 11/15/11 CALL 11/15/21 @ 100.000 CUSIP: 969638SS8 Original Cost: 170,008.50	S&P: A Moody: Aa3 Cash	150,000	108.4540 162,681.00
***Noncovered			
SAN DIEGO CA UNI SCH DIST CRSOVR RFDG ELECT 1998 SER D1 NCFG B/E CPN 5.500% DUE 07/01/24 DTD 09/02/04 FC 01/01/05 CUSIP: 797355SMT Original Cost: 261,417.50	S&P: AA- Moody: Aa2 Cash	250,000	119.6210 299,052.50
***Noncovered			





PRIVATE WEALTH MANAGEMENT
A DIVISION OF STIFEL

Exhibit A2

GREG GIANFORTE REV TR &
SUSAN GIANFORTE REV TR TEN COM
GREG & SUSAN GIANFORTE TTEES
ZIEGLER MANAGED ACCOUNT

December 1 -
December 31, 2018
Account Number:

PORTFOLIO ASSETS - HELD AT STIFEL (continued)

Fixed Income-Muni	Symbol/ Bond Rating/ Type	Quantity	Current Price/ Current Value
UNIVERSITY IL REV REFDG AUX FACS SYS SER C PTC B/E CPN 5.000% DUE 04/01/26 DTD 01/12/12 FC 04/01/12 CALL 10/01/21 @ 100.000 CUSIP: 914353YLL5 Original Cost: 285,801.75	S&P: A- Moody: A1 Cash	250,000	106.3410 285,852.50
***Noncovered			
KENT ST UNIV OH GENL RCPTS SER B REV ASRD GTY B/E PTC CPN 5.000% DUE 05/01/27 DTD 10/07/09 FC 11/01/09 CALL 05/01/19 @ 100.000 CUSIP: 490728ZJ4 Original Cost: 22,806.40	S&P: AA Moody: Aa3 Cash	20,000	100.9980 20,199.60
***Noncovered			
LAS VEGAS VLY NV WTR DIST RFDG SER D DB B/E CPN 5.250% DUE 08/01/27 DTD 10/19/11 FC 06/01/12 CALL 06/01/21 @ 100.000 CUSIP: 517840K66 Original Cost: 173,778.00	S&P: AA+ Moody: Aa1 Cash	150,000	107.4150 161,122.50
***Noncovered			
YELLOWSTONE CNTY MT SCH DIST 002 BILLING SCH BLDG B/E CPN 5.000% DUE 06/15/27 DTD 01/30/14 FC 12/15/14 CALL 06/15/24 @ 100.000 CUSIP: 985743PC1 Original Cost: 182,185.50	S&P: AA- Moody: Aa3 Cash	150,000	113.4800 170,220.00
***Covered			



Exhibit A2

GREG GIANFORTE REV TR &
 SUSAN GIANFORTE REV TR TEN COM
 GREG & SUSAN GIANFORTE TTEES
 ZIEGLER MANAGED ACCOUNT

December 1 -
 December 31, 2018
 Account Number:

PORTFOLIO ASSETS - HELD AT STIFEL (continued)

Fixed Income-Muni	Symbol/ Bond Rating/ Type	Quantity	Current Price/ Current Value
MONTANA ST BRD REGTS HIGH ED REV RFDG FACS MT ST UNIV SER D B/E CPN 5.000% DUE 11/15/27 DTD 07/25/17 FC 11/15/17 CUSIP: 61212LPY9 Original Cost: 844,487.50	S&P: A+ Moody: Aa3 Cash	725,000	119,7690 868,325.25
***Covered			
MONTANA FAC FIN AUTH HLTH FACS REV BOZEMAN DEACONESS HLTH SVC B/E CPN 5.000% DUE 08/01/28 DTD 09/10/15 FC 12/01/15 CALL 08/01/25 @ 100,000 CUSIP: 61204MCA3 Original Cost: 512,176.05	S&P: A Cash	445,000	113,5170 505,150.85
***Covered			
MONTANA FAC FIN AUTH HLTH FACS REV BOZEMAN DEACONESS HLTH SVC B/E CPN 5.000% DUE 08/01/29 DTD 09/10/15 FC 12/01/15 CALL 08/01/25 @ 100,000 CUSIP: 61204MCA3 Original Cost: 566,705.70	S&P: A Cash	486,000	112,8880 558,800.55
***Covered			
YELLOWSTONE CNTY MT SCH DIST 002 BILLING SCH BLDG B/E CPN 5.000% DUE 08/15/29 DTD 01/30/14 FC 12/15/14 CALL 08/15/24 @ 100,000 CUSIP: 985743PE7 Original Cost: 1,759,801.65	S&P: Aa- Moody: Aa3 Cash	1,515,000	112,5640 1,705,193.10
***Covered			



Exhibit A2

GREG GIANFORTE REV TR &
SUSAN GIANFORTE REV TR TEN COM
GREG & SUSAN GIANFORTE TTEES
ZIEGLER MANAGED ACCOUNT

December 1 -
December 31, 2018
Account Number:

PRIVATE WEALTH MANAGEMENT
A DIVISION OF STifel

PORTFOLIO ASSETS - HELD AT STIFEL (continued)

Fixed Income-Muni	Symbol/ Bond Rating/ Type	Quantity	Current Price/ Current Value
MONTANA FAC FIN AUTH HC REV RDGE GLENDIVE MED CTR PJ SER B B/E PTC CPN 5.000% DUE 07/01/29 DTD 08/29/17 FC 01/01/18 CALL 07/01/27 @ 100.000 CUSIP: 612043KC2 Original Cost: 114,596.00 ***Covered	Moody: Aa2 Cash	100.000	118,438.00 118,438.00
MONTANA ST BRD REGTS HIGH ED REV FACS IMPT ST UNIV SER A B/E PTC CPN 5.000% DUE 11/15/29 DTD 12/31/13 FC 05/15/14 CALL 11/15/23 @ 100.000 CUSIP: 61212LPE3 Original Cost: 55,188.50 ***Covered	S&P: A+ Moody: Aa3 Cash	50.000	112,214.00 56,107.00
MISSOULA CNTY MT B/E PTC CPN 5.000% DUE 07/01/30 DTD 09/12/18 FC 01/01/19 CALL 07/01/28 @ 100.000 CUSIP: 605792SJ0 Original Cost: 57,961.75 ***Covered	S&P: AA Cash	50.000	119,812.00 59,908.00
MONTANA FAC FIN AUTH HC REV RDGE GLENDIVE MED CTR PJ SER B B/E PTC CPN 5.000% DUE 07/01/30 DTD 08/29/17 FC 01/01/18 CALL 07/01/27 @ 100.000 CUSIP: 612043KD0 Original Cost: 482,451.00 ***Covered	Moody: Aa2 Cash	410.000	117,770.00 482,857.00




Exhibit A2

GREG GIANFORTE REV TR &
 SUSAN GIANFORTE REV TR TEN COM
 GREG & SUSAN GIANFORTE TTees
 ZIEGLER MANAGED ACCOUNT

December 1,
 December 31, 2018
 Account Number:

PORTFOLIO ASSETS - HELD AT STIFEL (continued)

Fixed Income-Muni	Symbol/ Bond Rating/ Type	Quantity	Current Price/ Current Value
MONTANA ST WTR POLLTN CTL ST REVLVG B/E CPN 5.000% DUE 07/15/30 DTD 08/10/15 FC 01/15/16 CALL 07/15/20 @ 100.000 CUSIP: 612103VM0 Original Cost: 268,663.20	S&P: AA Moody: A+1 Cash	240,000	104.5230 250,855.20
***Covered			
METROPOLITAN TRANSN AUTH NY REV RFDG SER F B/E CPN 5.000% DUE 11/15/30 DTD 09/28/12 FC 11/15/12 CALL 11/15/22 @ 100.000 CUSIP: 59258YTX7 Original Cost: 200,182.50	S&P: A Moody: A1 Cash	175,000	107.6640 188,412.00
***Covered			
MISSOULA CNTY MT SCH DIST 4 HELLGATE SCH BLDG B/E PTC CPN 5.000% DUE 08/15/31 DTD 01/04/17 FC 12/15/17 CALL 08/15/27 @ 100.000 CUSIP: 805815EG0 Original Cost: 309,034.00	S&P: A+ Cash	275,000	115.6370 318,001.75
***Covered			
YELLOWSTONE CNTY MT SCH DIST 002 BILLINGS SCH BLDG B/E PTC CPN 5.000% DUE 08/15/31 DTD 09/28/15 FC 12/15/15 CALL 08/15/25 @ 100.000 CUSIP: 985743XC0 Original Cost: 410,508.00	S&P: AA- Moody: Aa3 Cash	350,000	113.5300 397,355.00



PRIVATE WEALTH MANAGEMENT
A DIVISION OF STifel

12315 600 8 D961284 8711103181

Exhibit A2

GREG GIANFORTE REV TR &
SUSAN GIANFORTE REV TR TEN COM
GREG & SUSAN GIANFORTE TRUST
ZIEGLER MANAGED ACCOUNT

December 1,
December 31, 2018
Account Number:

PORTFOLIO ASSETS - HELD AT STIFEL (continued)

Fixed Income-Muni	Symbol/ Bond Rating/ Type	Quantity	Current Price/ Current Value
LEWIS & CLARK CNTY MT B/E B/C CPN 5.000% DUE 07/01/31 DTD 12/08/18 FC 01/01/20 CALL 07/01/26 @ 100.000 CUSIP: 527588FT9 Original Cost: 478,018.80	S&P: AA Cash	420,000	115.8050 486,381.00
***Covered			
MONTANA ST WTR POLLTN CTL ST REVLG B/E CPN 5.000% DUE 07/15/31 DTD 06/10/15 FC 01/15/16 CALL 07/15/20 @ 100.000 CUSIP: 612103VN8 Original Cost: 374,329.00	S&P: AA Moody: Aa1 Cash	336,000	104.6290 350,152.05
***Covered			
MISSOULA CNTY MT SCH DIST 4 HELLGATE SCH BLDG B/E PTC CPN 5.000% DUE 08/15/32 DTD 01/04/17 FC 12/15/17 CALL 08/15/27 @ 100.000 CUSIP: 605815EH6 Original Cost: 279,322.50	S&P: A+ Cash	250,000	115.2320 288,080.00
***Covered			
YELLOWSTONE CNTY MT SCH DIST 002 BILLINGS SCH BLDG B/E PTC CPN 5.000% DUE 06/15/32 DTD 08/29/15 FC 12/15/15 CALL 06/15/25 @ 100.000 CUSIP: 985743QD8 Original Cost: 484,836.20	S&P: AA- Moody: Aa3 Cash	416,000	113.2770 470,099.55
***Covered			




Exhibit A2

GREG GIANFORTE REV TR &
 SUSAN GIANFORTE REV TR TEN COM
 GREG & SUSAN GIANFORTE TTEES
 ZIEGLER MANAGED ACCOUNT

December 1 -
 December 31, 2018
 Account Number:

PORTFOLIO ASSETS - HELD AT STIFEL (continued)

Fixed Income-Muni	Symbol/ Bond Rating/ Type	Quantity	Current Price/ Current Value
BILLINGS MT SWR SYS REV B/E PTC CPN 5.000% DUE 07/01/32 DTD 02/22/17 FC 07/01/17 CALL 07/01/27 @ 100.000 CUSIP: 090132AR2 Original Cost: 293,737.50	Moodys: Aa3 Cash	250,000	117.7700 294,425.00
***Covered			
MONTANA ST WTR POLLTN CTL ST REVLVG B/E CPN 5.000% DUE 07/15/32 DTD 08/10/15 FC 01/15/16 CALL 07/15/20 @ 100.000 CUSIP: 612103VP3 Original Cost: 340,343.40	S&P: AA Moodys: Aa1 Cash	305,000	104.5230 318,795.15
***Covered			
FORSYTH MT POLLTN CTL REV RFDDG PORTLAND GEN A B/E CPN 5.000% DUE 05/01/33 DTD 05/01/98 FC 09/01/10 CALL 03/11/20 @ 102.000 CUSIP: 346968DD5 Original Cost: 294,126.00	S&P: A Moodys: A1 Cash	280,000	105.1280 294,358.40
***Covered			
MISSOULA CNTY MT SCH BLDG B/E PTC CPN 5.000% DUE 06/15/33 DTD 01/04/17 FC 12/15/17 CALL 08/15/27 @ 100.000 CUSIP: 605615E14 Original Cost: 250,355.25	S&P: A+ Cash	225,000	114.8290 258,365.25





PRIVATE WEALTH MANAGEMENT
A DIVISION OF STIFEL

Exhibit A2

GREG GIANFORTE REV TR &
SUSAN GIANFORTE REV TR TEN COM
GREG & SUSAN GIANFORTE TTEES
ZIEGLER MANAGED ACCOUNT

December 1 -
December 31, 2018
Account Number

PORTFOLIO ASSETS - HELD AT STIFEL (continued)

Fixed Income-Muni	Symbol/ Bond Rating/ Type	Quantity	Current Price/ Current Value
YELLOWSTONE CNTY MT SCH DIST 002 BILLINGS SCH BLDG B/E PTC CPN 5.000% DUE 08/15/33 DTD 09/29/15 FC 12/15/15 CALL 06/15/25 @ 100.000 CUSIP: 985743QEB Original Cost: 523,665.00 ***Covered	S&P: AA- Moody: Aa3 Cash	450,000	112.9620 508,329.00
LEWIS & CLARK CNTY MT B/E BAO CPN 5.000% DUE 07/01/33 DTD 12/06/18 FC 01/01/20 CALL 07/01/28 @ 100.000 CUSIP: 527588FV4 Original Cost: 509,553.00 ***Covered	S&P: AA Cash	450,000	114.9990 517,495.50
MONTANA ST WTR POLLTN CTL ST REVLVG B/E CPN 5.000% DUE 07/15/33 DTD 06/10/15 FC 01/15/16 CALL 07/15/20 @ 100.000 CUSIP: 612103VQ1 Original Cost: 1,395,881.70 ***Covered	S&P: AA Moody: Aa1 Cash	1,220,000	104.5070 1,274,985.40
MISSOULA CNTY MT SCH DIST 4 HELLGATE SCH BLDG B/E PTC CPN 5.000% DUE 06/15/34 DTD 01/04/17 FC 12/15/17 CALL 06/15/27 @ 100.000 CUSIP: 605815EK1 Original Cost: 277,027.50 ***Covered	S&P: A+ Cash	250,000	114.3470 285,867.50






Exhibit A2

GREG GIANFORTE REV TR &
SUSAN GIANFORTE REV TR TEN COM
GREG & SUSAN GIANFORTE TTIEES
ZIEGLER MANAGED ACCOUNT

December 1 -
December 31, 2018
Account Number:

PORTFOLIO ASSETS - HELD AT STIFEL (continued)

Fixed Income-Muni	Symbol/ Bond Rating/ Type	Quantity	Current Price/ Current Value
YELLOWSTONE CNTY MT SCH DIST 002 BILLINGS SCH BLDG B/E PTC CPN 5.000% DUE 08/15/34 DTD 08/29/15 FC 12/15/15 CALL 08/15/25 @ 100.000 CUSIP: 985743CF53 Original Cost: 498,821.50	S&P: A- Moody: Aa3 Cash	430,000	112.7100 484,653.00
***Covered			
LEWIS & CLARK CNTY MT B/E B/C CPN 5.000% DUE 07/01/34 DTD 12/08/18 FC 01/01/20 CALL 07/01/26 @ 100.000 CUSIP: 527589FW2 Original Cost: 519,215.80	S&P: AA Cash	460,000	114.5620 526,985.20
***Covered			
MONTANA ST WTR POLLTN CTL ST REVLVG B/E CPN 5.000% DUE 07/15/34 DTD 08/10/15 FC 01/15/16 CALL 07/15/20 @ 100.000 CUSIP: 612103VFR9 Original Cost: 267,446.40	S&P: AA Moody: Aa1 Cash	240,000	104.4610 250,706.40
***Covered			
FORT BEND CNTY TX TOLL RD REV SR LIEN B/E PTC CPN 5.000% DUE 03/01/35 DTD 02/09/16 FC 09/01/16 CALL 03/01/25 @ 100.000 CUSIP: 346817CN7 Original Cost: 427,113.75	Moody: A2 Cash	375,000	110.7550 415,331.25
***Covered			





PRIVATE WEALTH MANAGEMENT
A DIVISION OF STIFEL

Exhibit A2

GREG GIANFORTE REV TR &
SUSAN GIANFORTE REV TR TEN COM
GREG & SUSAN GIANFORTE TTEES
ZIEGLER MANAGED ACCOUNT

December 1 -
December 31, 2018
Account Number:

PORTFOLIO ASSETS - HELD AT STIFEL (continued)

Fixed Income-Muni	Symbol/ Bond Rating/ Type	Quantity	Current Price/ Current Value
MONTANA ST WTR POLLTN CTL ST REVALVG B/E CPN 5.000% DUE 07/15/25 DTD 06/10/15 FC 01/15/16 CALL 07/15/20 @ 100.000 CUSIP: 612103V57 Original Cost: 489,874.00	S&P: AA Moody: Aa1 Cash	440,000	104.3890 459,355.80
***Covered			
MIAMI DADE CNTY FL AVIATION REV SER B AGM B/E CPN 5.000% DUE 10/01/25 DTD 08/05/10 FC 04/01/11 CALL 10/01/20 @ 100.000 CUSIP: 59333PZE1 Original Cost: 398,052.00	S&P: AA Moody: A2 Cash	360,000	104.2030 375,130.80
***Covered			
PIERCE CNTY WA SCH DIST 010 TACOMA PRFDG B/E SCH BD GTY PTC CPN 5.000% DUE 12/01/26 DTD 11/25/14 FC 08/01/15 CALL 12/01/24 @ 100.000 CUSIP: 720424YJ3 Original Cost: 612,000.00	S&P: AA+ Moody: Aa1 Cash	500,000	112.8360 564,180.00
***Covered			
MIAMI DADE CNTY FL TRAN SYS SALES SURTAX REV B/E CPN 5.000% DUE 07/01/37 DTD 08/01/12 FC 01/01/13 CALL 07/01/22 @ 100.000 CUSIP: 59334PEA1 Original Cost: 438,280.00	S&P: AA Moody: A1 Cash	400,000	108.5860 434,390.00
***Covered			




Exhibit A2

GREG GIANFORTE REV TR &
 SUSAN GIANFORTE REV TR TEN COM
 GREG & SUSAN GIANFORTE TTEES
 ZIEGLER MANAGED ACCOUNT

December 1,
 2018
 Account Number:

PORTFOLIO ASSETS - HELD AT STIFEL (continued)

Fixed Income-Muni	Symbol/ Bond Rating/ Type	Quantity	Current Price/ Current Value
INDIANA ST FIN AUTH	S&P: AA	300,000	109,8560
WSTWTR UTIL REV CWA AUTH	Moody: A1		325,969.00
PJ SER A B/E	Cash		
CPN 5.000% DUE 10/01/37			
DTD 09/19/12 FC 04/01/13			
CALL 10/01/22 @ 100.000			
CUSIP: 45505AACCK0			
Original Cost: 350,796.00			
***Covered			
MAINE HLTH & HIGH EDL	S&P: A+	200,000	109,3190
FACS AUTH REV BATES	Moody: A1		218,639.00
CLLG B/E PTC	Cash		
CPN 5.000% DUE 07/01/38			
DTD 11/19/13 FC 01/01/14			
CALL 07/01/23 @ 100.000			
CUSIP: 560427ZFP4			
Original Cost: 237,394.00			
***Covered			
MONTANA FAC FIN AUTH REV	S&P: AA-	500,000	102,9440
RDG COMPOSITE DEAL B/E	Moody: Aa3		514,720.00
SISTERS LEAVENWORTH A	Cash		
CPN 5.250% DUE 01/01/40			
DTD 05/20/10 FC 01/01/11			
CALL 01/01/20 @ 100.000			
CUSIP: 61204KHLUB			
Original Cost: 515,275.00			
***Covered			
MONTANA FAC FINANCE AUTH	S&P: AA-	90,000	101,9880
REV SISTERS LEAVENWORTH	Moody: Aa3		91,789.20
SER A B/E OID @96.153 5%	Cash		
CPN 4.750% DUE 01/01/40			
DTD 05/20/10 FC 01/01/11			
CALL 01/01/20 @ 100.000			
CUSIP: 61204KHV6			
Original Cost: 97,827.60			
***Covered			



PRIVATE WEALTH MANAGEMENT
A DIVISION OF STIFFEL

Exhibit A2

GREG GIANFORTE REV TR &
SUSAN GIANFORTE REV TR TEN COM
GREG & SUSAN GIANFORTE TTEES
ZIEGLER MANAGED ACCOUNT

December 1 -
December 31, 2018
Account Number:

PORTFOLIO ASSETS - HELD AT STIFFEL (continued)

Fixed Income-Muni	Symbol/ Bond Rating/ Type	Quantity	Current Price/ Current Value
NORTH TX TWY AUTH REV REFDG SYS 1ST TIER SER B B/E PTC CPN 5.000% DUE 01/01/40 DTD 09/24/15 FC 01/01/18 CALL 01/01/23 @ 100.000 CUSIP: 66286WPQ3 Original Cost: 222,540.00	S&P: A+ Moody: A1 Cash	200.000	107.1840 214,328.00
***Covered			
VALDOSTA & LOWMEDES CNTY GA HOSP AUTH REV MED CTR B/E OLD @98.770 5.06% CPN 5.000% DUE 10/01/41 DTD 12/31/11 FC 04/01/12 CALL 10/01/21 @ 100.000 CUSIP: 919112DT6 Original Cost: 433,164.00	S&P: AA- Moody: Aa2 Cash	400.000	108.0950 424,390.00
***Covered			
COMAL TX INDPT SCH DIST SCH BLDG B/E PSF GTD PTC CPN 5.000% DUE 02/01/42 DTD 07/01/17 FC 09/01/17 CALL 02/01/26 @ 100.000 CUSIP: 1988203S8 Original Cost: 157,324.98	Moody: Aaa Cash	135.000	111.7870 150,912.45
***Covered			
METROPOLITAN TRANSN AUTH NY REV SER E B/E CPN 5.000% DUE 11/15/42 DTD 07/20/12 FC 11/15/12 CALL 11/15/22 @ 100.000 CUSIP: 59261AUY1 Original Cost: 55,082.00	S&P: A Moody: A1 Cash	50.000	107.2850 53,642.50
***Covered			



Exhibit A2

GREG GIANFORTE REV TR &
 SUSAN GIANFORTE REV TR TEN COM
 GREG & SUSAN GIANFORTE TTEES
 ZIEGLER MANAGED ACCOUNT

December 1 -
 December 31, 2018
 Account Number:

PORTFOLIO ASSETS - HELD AT STIFEL (continued)

Fixed Income-Muni	Symbol/ Bond Rating/ Type	Quantity	Current Price/ Current Value
MONTANA ST BRD REGTS HIGH RD REV FACS IMPT UNIV SER A B/E CPN 5.000% DUE 11/15/43 DTD 12/31/13 FC 05/15/14 CALL 11/15/23 @ 100.000 CUSIP: 61212LPL7 Original Cost: 53,712.00	S&P: A+ Moody: Aa3 Cash	50,000	110.0370 55,018.50
***Covered			
MONTANA ST BRD REGTS HIGH ED REV FACS IMPT SER E B/E CPN 5.000% DUE 11/15/43 DTD 02/08/18 FC 05/15/18 CALL 11/15/27 @ 100.000 CUSIP: 61212LQW2 Original Cost: 840,285.00	S&P: A+ Moody: Aa3 Cash	750,000	112.9720 847,200.00
***Covered			
TEXAS WTR DEV BRD REV ST WTR IMPLMENTATION FD MSTR TR B/E PTC CPN 5.000% DUE 10/15/46 DTD 10/13/16 FC 04/15/17 CALL 10/15/28 @ 100.000 CUSIP: 882854YK2 Original Cost: 224,404.00	S&P: AAA Cash	200,000	112.7510 225,502.00
***Covered			

Municipal Bonds held may or may not be tax free. Please consult with your tax advisor.

ACCUMULATED DIVIDENDS

Accrued Income: Accrued income amounts are provided for informational purposes only and are not included as part of the Net Portfolio Value. Accrued income represents the sum of accrued interest and accrued dividends on securities positions, but which Stifel has not yet received. Stifel cannot guarantee the accuracy of the Accrued Income, which may be subject to change. Accrued income amounts are not covered by SIPC and should not be relied upon for making investment decisions.

Please note "Unrealized Gain/(-)Loss" does not equal the total current value minus the total cost if any value or cost amounts are missing. Unrealized gains or losses are provided for your information only and should not be used for tax purposes.



PRIVATE WEALTH MANAGEMENT
A DIVISION OF STIFEL

Exhibit A3

GREG GIANFORTE REV TR
SUSAN GIANFORTE REV TR
GREG & SUSAN GIANFORTE TTEES
572305 TIC HARDING LOEVENEER

December 1 -
December 31, 2018
Account Number:

This section shows the cash equivalents and/or securities in your account. Prices obtained from outside sources are considered reliable but are not guaranteed by Stifel. Actual prices may vary, and upon sale, you may receive more or less than your original purchase price. Contact your Financial Advisor for current price quotes. Gain/Loss is provided for informational purposes only. Cost basis may be adjusted for, but not limited to, amortization, accretion, principal paydowns, capital changes, listed option premiums, gifting rules, inheritance step-up, or wash sales. The Gain/Loss information should not be used for tax preparation without the assistance of your tax advisor. Lot detail quantity displayed is truncated to the one thousandth of a share.

***Classifications listed below security descriptions:
Covered: Tax basis information for this security is covered by IRS reporting requirements.
Noncovered: Tax basis information for this security is not covered by IRS reporting requirements.
Mixed: Tax basis information for this security includes both covered and noncovered tax lots.
Wash: The tax basis for this security has been adjusted due to wash sale activity as defined by IRS regulations.
Gift: Security position includes gifted shares. Unrealized gains/losses displayed may not be indicative of gain or loss that would be realized upon sale of security due to tax rules for gifted stock.

NET CASH EQUIVALENTS

CASH Current value
INSURED BANK PROGRAM 69,688.08
885,953.24

STIFEL INSURED BANK DEPOSIT PROGRAM
Funds deposited through the Stifel Insured Bank Deposit Program (the "Program") are in deposit accounts & deposit accounts are not covered by the Securities Investor Protection Corporation ("SIPC"). Deposit account balances in the Program or in any money market fund offered as an available fund for Cash Investment Ser brokerage account or can be distributed directly to you with the proper withdrawal form on file.

PORTFOLIO ASSETS - HELD AT STIFEL

Equities	Symbol Type	Quantity	Current Price/ Current Value
AIA GROUP LTD SPON ADR CUSIP: 001317205	AAGY Cash	11,663	32,8800 383,479.44
***Covered			
ADDAS AG SPONS ADR CUSIP: 00687A107	ADYY Cash	965	104,3400 100,688.10
***Covered			
AIR LIQUIDE ADR CUSIP: 009128202	AQVY Cash	10,911	24,6700 269,174.37
***Covered			




Exhibit A3

GREG GIANFORTE REV TR
 SUSAN GIANFORTE REV TR
 GREG & SUSAN GIANFORTE TTIEES
 52305 TIC HARDING LOEVNEER

December 1 -
 December 31, 2018
 Account Number:

PORTFOLIO ASSETS - HELD AT STIFEL (continued)

Equities	Symbol/ Type	Quantity	Current Price/ Current Value
ALFA LAVAL AB SWEDEN ADR CUSIP: 015393101	ALFV Cash	6,503	21,5000 139,814.50
***Covered			
ALLIANZ SE SPONSORED ADR REPSTG 1/10 SH CUSIP: 018805101	AZSEY Cash	16,368	20,1400 329,651.52
***Covered			
AMBEV S A SPONS ADR CUSIP: 02319V103	ABEV Cash	25,054	3,8200 98,211.88
***Covered			
ASPEN PHARMACARE HOLDINGS LIMITED ADR CUSIP: 04630Y106	APNY Cash	6,579	9,3750 61,678.12
***Covered			
ATLAS COPCO AB SPON ADR REPSTG COM SER A CUSIP: 049255706	ATLVY Cash	13	23,9300 311.09
***Covered			
BAIDU INC SPON ADR REPSTG ORD SHS CL A CUSIP: 069752108	BDU Cash	1,863	158,8000 295,471.80
***Covered			
BANCO BILBAO VIZCAYA ARGENTARIA S A SPON ADR CUSIP: 06946K101	BBVA Cash	39,279	5,2900 207,785.91
***Covered			
BAYER A G SPON ADR CUSIP: 072730302	BAVY Cash	16,696	17,5700 293,173.02
***Covered			
BAYERISCHE MOTOREN WIERKI A G SPON ADR CUSIP: 072743305	BMWVY Cash	4,397	26,9700 118,587.09
***Covered			



PRIVATE WEALTH MANAGEMENT
A DIVISION OF STIFEL

Exhibit A3

GREG GIANFORTE REV TR
SUSAN GIANFORTE REV TR
GREG & SUSAN GIANFORTE TTEES
5/23/05 TIC HARDING LOEVEWEER

December 1 -
December 31, 2018
Account Number:

PORTFOLIO ASSETS - HELD AT STIFEL (continued)

Equities	Symbol/ Type	Quantity	Current Price/ Current Value
CANADIAN NATIONAL RAILWAY COMPANY CUSIP: 136375102	CNI Cash	3,391	74,1100 251,307.01
***Covered			
DBS GROUP HLDGS LTD SPON ADR CUSIP: 23304Y100	DBSDY Cash	4,343	69,7250 302,815.67
***Covered			
DASSAULT SYSTEMES S A SPON ADR CUSIP: 257545108	DASTY Cash	2,026	117,3550 237,761.23
***Covered			
EPIROC AKTIEBOLAG ADR CUSIP: 29429L105	EPOKY Cash	4,756	9,4200 44,801.52
***Covered			
FANUC CORP ADR CUSIP: 307306102	FANUY Cash	16,316	15,0600 245,718.96
***Covered			
FOMENTO ECON MEX S A B SPONS ADR REP UNIT 1 SER B & 2 SER D8 & 2 SER DL CUSIP: 344419106	FMX Cash	1,260	66,0500 106,423.00
***Covered			
FRESENIUS MEDICAL CARE AG & CO KGAA SPONSORED ADR REPSTG SHS CUSIP: 356029106	FMS Cash	3,640	32,3900 117,899.60
***Covered			
FUCHS PETROLIUB SE ADR CUSIP: 35952Q106	FUPBY Cash	11,346	10,2300 116,069.56
***Covered			
GRIFOLS S A SPON ADR REPSTG 1/2 CL B NON VTG NEW CUSIP: 398438408	GRFS Cash	5,655	18,3800 103,825.80
***Covered			




Exhibit A3

GREG GIANFORTE REV TR
 SUSAN GIANFORTE REV TR
 GREG & SUSAN GIANFORTE TTEES
 5/23/05 TIC HARDING LOEYNEER

December 1 -
 December 31, 2018
 Account Number:

PORTFOLIO ASSETS - HELD AT STIFEL (continued)

Equities	Symbol	Type	Quantity	Current Price	Current Value
GRUPO FINANCIERO BANORTE SAB DE C V CUSIP: 40052P107	GR00Y	Cash	4,872	24,4950	119,339.84
***Covered					
HDFC BANK LTD ADR REPSTG 3 SHS CUSIP: 40415F101	H08	Cash	1,269	103,5900	131,455.71
***Covered					
HSBC HOLDINGS PLC SPONSORED ADR NEW CUSIP: 404280406	HSBC	Cash	3,333	41,1100	137,019.63
***Covered					
ICICI BANK LIMITED SPONSORED ADR CUSIP: 45104G104	IBN	Cash	15,462	10,2900	159,103.98
***Covered					
ITAU UNIBANCO HOLDING SA SPONSORED ADR REPRESENTING 500 PFD CUSIP: 465562106	ITUB	Cash	24,436	9,1400	223,345.04
***Covered					
JGC CORP ADR CUSIP: 466140100	JGCY	Cash	3,470	28,0250	97,246.75
***Covered					
KOMATSU LTD SPON ADR NEW CUSIP: 500458401	KMTUY	Cash	4,051	21,5400	87,259.54
***Covered					
KUBOTA CORP ADR CUSIP: 501173207	KUBTY	Cash	1,468	70,4500	103,420.80
***Covered					
L OREAL COMPANY ADR CUSIP: 502117203	LRLCY	Cash	6,034	45,8600	275,512.44
***Covered					



PRIVATE WEALTH MANAGEMENT
A DIVISION OF STIFEL

Exhibit A3

GREG GIANFORTE REV TR
SUSAN GIANFORTE REV TR
GREG & SUSAN GIANFORTE TTEES
6/23/05 TIC HARDING LOEVNEER

December 1 -
December 31, 2018
Account Number:

PORTFOLIO ASSETS - HELD AT STIFEL (continued)

Equities	Symbol/ Type	Quantity	Current Price/ Current Value
LVMH MOET HENNESSY LOUIS VUITTON ADR CUSIP: 502441306 Original Cost: 96,353.41	LVMUY Cash	2,900	58,4600 169,534.00
***Method			
LONZA GROUP AG ADR CUSIP: 54339V101	LZAGY Cash	7,541	25,9900 195,990.59
***Covered			
MONOTARO CO LTD OSAKA ADR CUSIP: 61022V107	MONOY Cash	6,892	24,5950 169,508.74
***Covered			
NASPERS LTD SPON ADR REPOSTG CL N SHS NEW CUSIP: 631512208	NPSNY Cash	6,189	39,6550 244,831.69
***Covered			
NESTLE S A SPON ADR REPOSTG REG SHS CUSIP: 641069406	NSRGY Cash	4,892	80,9600 396,066.32
***Method			
NOVOZYMES AS SPON ADR CUSIP: 670108109	NVZAY Cash	2,319	44,7600 103,775.29
***Covered			
PARK24 CO LTD SPON ADR CUSIP: 701491102	PKCOY Cash	4,362	21,7600 94,917.12
***Covered			
ROCHE HOLDING LIMITED SPONSORED ADR CUSIP: 771195104	RHHBY Cash	11,049	31,0800 343,402.92
***Covered			
ROYAL DUTCH SHELL PLC SPONSORED ADR REPOSTG B SHARES CUSIP: 780259107	ROSB Cash	6,082	59,9400 364,555.08
***Covered			




Exhibit A3

GREG GIANFORTE REV TR
 SUSAN GIANFORTE REV TR
 GREG & SUSAN GIANFORTE TTRES
 5/23/05 TIC HARDING LOEVENEER

December 1 -
 December 31, 2016
 Account Number:

PORTFOLIO ASSETS - HELD AT STIFEL (continued)

Equities	Symbol/Type	Quantity	Current Price/Current Value
SASOL LTD SPON ADR CUSIP: 803866300	SSL Cash	3,139	29,2900 91,941.31
***Covered			
SCHLIMBERGER LTD CUSIP: 806957108	SLB Cash	2,891	36,0900 104,307.28
***Covered			
SONOVA HOLDINGS AG ADR CUSIP: 83569C102 Original Cost: 97,512.38	SONVY Cash	4,307	32,7900 141,183.46
***Covered			
SYMRISE AG ADR CUSIP: 87155N109	SYEY Cash	7,513	18,5250 139,178.32
***Covered			
SYSMEX CORP ADR CUSIP: 87184P109	SSMYX Cash	4,619	23,7200 109,582.68
***Covered			
TAMM SEMICONDUCTOR MANUFACTURING CO LTD SPON ADR CUSIP: 874039100	TSM Cash	11,844	36,9100 437,162.04
***Covered			
TEMENOS AG SPON ADR CUSIP: 87974R208	TMSNY Cash	1,067	121,2750 129,400.42
***Covered			
TENARIS S A SPON ADR CUSIP: 89031M109	TS Cash	2,516	21,3200 53,641.12
***Covered			
UNILEVER PLC SPONSORED ADR NEW CUSIP: 904787704	UK Cash	3,862	52,2500 202,834.50
***Misc			
WEIBO CORP SPON ADR CUSIP: 948596101	WB Cash	2,679	59,4300 159,533.97
***Covered			





PRIVATE WEALTH MANAGEMENT
A DIVISION OF STIFEL


Exhibit A3

GREG GIANFORTE REV TR
SUSAN GIANFORTE REV TR
GREG & SUSAN GIANFORTE TTEES
572305 TIC HARDING LOEWNEER

December 1 -
December 31, 2018
Account Number:

PORTFOLIO ASSETS - HELD AT STIFEL (continued)

Equities	Symbol	Type	Quantity	Current Price/ Current Value
LINDE PLC CUSIP: G5494J103	LIN	Cash	1,233	156,0400 192,397.32
***Covered				
CHECK POINT SOFTWARE TECHNOLOGIES LTD CUSIP: M22465104	CHKP	Cash	3,189	102.8600 327,350.85
***Covered				
YANDEX N V CL A CUSIP: N97294108	YNDX	Cash	3,379	27.3500 92,415.85
***Covered				



100% SOLD DEFINITIONS

Please note "Unrealized Gain/(Loss)" does not equal the total current value minus the total cost if any value or cost amounts are missing. Unrealized gains or losses are provided for your information only and should not be used for tax purposes.





Exhibit A4

GREG & SUSAN GIANFORTE TRUSTEE
GREG GIANFORTE REV TR & SUSAN
GIANFORTE REV TR U/A 5/23/05
NEWSOUTH MANAGED ACCOUNT

December 1,
December 31, 2018
Account Number:

This section shows the cash equivalents and/or securities in your account. Prices obtained from outside sources are considered reliable but are not guaranteed by Stifel. Actual prices may vary, and upon sale, you may receive more or less than your original purchase price. Contact your Financial Advisor for current price quotes. Gain/Loss is provided for informational purposes only. Cost basis may be adjusted for, but not limited to, amortization, accretion, principal paydowns, capital changes, listed option premiums, gifting rules, inheritance step-up, or wash sales. The Gain/Loss information should not be used for tax preparation without the assistance of your tax advisor. Lot detail quantity displayed is truncated to the one thousandth of a share.

***Classifications listed below security descriptions:
 Covered: Tax basis information for this security is covered by IRS reporting requirements.
 Noncovered: Tax basis information for this security is not covered by IRS reporting requirements.
 Mixed: Tax basis information for this security includes both covered and noncovered tax lots.
 Wash: The tax basis for this security has been adjusted due to wash sale activity as defined by IRS regulations.
 Gift: Security position includes gifted shares. Unrealized gains/losses displayed may not be indicative of gain or loss that would be realized upon sale of security due to tax rules for gifted stock.

NET CASH EQUIVALENTS

	Current Value
CASH	-164,356.31
INSURED BANK PROGRAM	696,201.82

STIFEL INSURED BANK DEPOSIT PROGRAM
 Funds deposited through the Stifel Insured Bank Deposit Program (the "Program") are in deposit accounts. Deposit accounts are not covered by the Securities Investor Protection Corporation ("SIPC"). Deposit account balances in the Program or in any money market fund offered as an available fund for Cash Investment Securities brokerage account or can be distributed directly to you with the proper withdrawal form on file.

PORTFOLIO ASSETS - HELD AT STIFEL

Equities	Symbol	Type	Quantity	Current Price/ Current Value
AEROLJET ROCKETDYNE	AJRD	Cash	13.677	35.2300
HLDGS INC		Cash		481,840.71
***Covered				
AMERISAFE INC	AMSF	Cash	3.087	56.6900
***Covered				
CUSIP: 03071H100		Cash		175,566.93
***Covered				
DORMAN PRODUCTS INC	DORM	Cash	2.624	90.0200
***Covered				
CUSIP: 258278100		Cash		236,212.48



Exhibit A4

GREG & SUSAN GIANFORTE TRUSTEE
 GREG GIANFORTE REV TR & SUSAN
 GIANFORTE REV TR U/A 5/23/05
 NEWSOUTH MANAGED ACCOUNT

December 31, 2018
 Account Number:

PORTFOLIO ASSETS - HELD AT STIFEL (continued)

Equities	Symbol	Quantity	Current Price/ Current Value
FIRSTCASH INC CUSIP: 33767D105	FCFS Cash	3.103	72.3500 224,502.05
MSC INDUSTRIAL DIRECT CLASS A CUSIP: 553530106	MSM Cash	3.538	76.9200 272,142.98
MARRIOTT VACATIONS WORLDWIDE CORP CUSIP: 57164Y107	VAC Cash	2.334	70.5100 164,570.34
RUSH ENTERPRISES INC CL A CUSIP: 781846209	RUSHA Cash	5.308	34.4800 183,019.84
THERMON GROUP HLDGS INC CUSIP: 88362T103	THR Cash	5.201	20.2800 105,476.28
UNIFIRST CORP CUSIP: 904708104	UNF Cash	1.551	143.0700 221,901.57
ZEBRA TECHNOLOGIES CORP CL A CUSIP: 989207105	ZBRA Cash	2.990	159.2300 476,097.70
BELMOND LTD CL A CUSIP: G1154H107	BEL Cash	21.544	25.0300 539,246.32
CARDTRONICS PLC CL A CUSIP: G1991C105	CATM Cash	6.516	26.0000 169,416.00
TRAVELPORT WORLDWIDE LTD CUSIP: G9019D104	TPPT Cash	21.485	15.8200 335,283.30



PRIVATE WEALTH MANAGEMENT
A DIVISION OF STIFEL

Exhibit A4

GREG & SUSAN GIANFORTE TRUSTEE
GREG GIANFORTE REV TR & SUSAN
GIANFORTE REV TR U/A 5/23/05
NEWSOUTH MANAGED ACCOUNT

December 1 -
December 31, 2018
Account Number:

PORTFOLIO ASSETS - HELD AT STIFEL (continued)

Equities	Symbol Type	Quantity	Current Price/ Current Value
ISHARES RUSSELL 2000 ETF	RUSA Cash	16,100	133,9000
CUSIP: 464287655			2,155,790.00
***Covered			

Mutual Funds	Symbol Type	Quantity	Current Price/ Current Value
Closed-End Funds			
ARES CAPITAL CORP	ARCC Cash	10,215	15,5800
CUSIP: 04010L103			159,149.70
***Covered			

FOOTNOTES/DEFINITIONS
7 Original Investment: Total cost invested and held in the account as of month-end. Items may be adjusted for corporate actions, return of capital, or other miscellaneous adjustments, which may affect cost basis. Excludes purchases through automatic reinvestment of capital gains and dividends.
8 Cumulative Return: Current Value minus Original Investment. Cumulative Return is the capital appreciation (depreciation) of the entire purchased security, including purchases through automatic reinvestment of capital gains and dividends. Cumulative Return may not be accurate if any purchased shares are sold or transferred. Shares purchased at a prior firm through automatic reinvestment of capital gains and dividends that are subsequently transferred into the Stifel account may be treated as "Original Investment" shares if appropriate coding is not supplied by the prior firm when transferred.
9 Please note "Unrealized Gain/Loss" does not equal the total current value minus the total cost if any value or cost amounts are missing. Unrealized gains or losses are provided for your information only and should not be used for tax purposes.





Exhibit A5

GREG & SUSAN GIANFORTE TTEE
GREG GIANFORTE REV TR & SUSAN
GIANFORTE REV TR U/A 5/23/05
TEN COM INDEX ACCT/TW MF ACCT

December 1 -
December 31, 2018
Account Number:

This section shows the cash equivalents and/or securities in your account. Prices obtained from outside sources are considered reliable but are not guaranteed by Stifel. Actual prices may vary, and upon sale, you may receive more or less than your original purchase price. Contact your Financial Advisor for current price quotes. Gain/Loss is provided for informational purposes only. Cost basis may be adjusted for, but not limited to, amortization, accretion, principal paydowns, capital changes, listed option premiums, gifting rules, inheritance step-up, or wash sales. The Gain/Loss information should not be used for tax preparation without the assistance of your tax advisor. Lot detail quantity displayed is truncated to the one thousandth of a share.

***Classifications listed below security descriptions:
 Covered: Tax basis information for this security is covered by IRS reporting requirements.
 Noncovered: Tax basis information for this security is not covered by IRS reporting requirements.
 Mixed: Tax basis information for this security includes both covered and noncovered tax lots.
 Wash: The tax basis for this security has been adjusted due to wash sale activity as defined by IRS regulations.
 Gift: Security position includes gifted shares. Unrealized gains/losses displayed may not be indicative of gain or loss that would be realized upon sale of security due to tax rules for gifted stock.

NET CASH EQUIVALENTS

INSURED BANK PROGRAM Current value
 198,109.82

STIFEL INSURED BANK DEPOSIT PROGRAM
 Funds deposited through the Stifel Insured Bank Deposit Program (the "Program") are in deposit accounts and deposit accounts are not covered by the Securities Investor Protection Corporation ("SIPC"). Deposit account balances in the Program or in any money market fund offered as an available fund for Cash Investment Securities brokerage account or can be distributed directly to you with the proper withdrawal form on file.

PORTFOLIO ASSETS - HELD AT STIFEL

Equities	Symbol Type	Quantity	Current Price/ Current Value
INVESCO QQQ ETF CUSIP: 48090E103	QQQ Margin	135,974.301	154.2800 20,975,385.67
SPDR S&P 500 ETF CUSIP: 78482F103	SPY Margin	72,500.992	249.9200 18,119,447.92





Exhibit A6

G & S GIANFORTE TTEES GREG
GIANFORTE REV TR 5/23/05 AND
SUSAN GIANFORTE REV TR 5/23/05
TEN COMM / PARAMETRIC MGD ACCT

December 1 -
December 31, 2018
Account Number:

This section shows the cash equivalents and/or securities in your account. Prices obtained from outside sources are considered reliable but are not guaranteed by Stifel. Actual prices may vary, and upon sale, you may receive more or less than your original purchase price. Contact your Financial Advisor for current price quotes. Gain/Loss is provided for informational purposes only. Cost basis may be adjusted for, but not limited to, amortization, accretion, principal paydowns, capital changes, listed option premiums, gifting rules, inheritance step-up, or wash sales. The Gain/Loss information should not be used for tax preparation without the assistance of your tax advisor. Lot detail quantity displayed is truncated to the one thousandth of a share.

***Classifications listed below security descriptions:
Covered: Tax basis information for this security is covered by IRS reporting requirements.
Noncovered: Tax basis information for this security is not covered by IRS reporting requirements.
Mixed: Tax basis information for this security includes both covered and noncovered tax lots.
Wash: The tax basis for this security has been adjusted due to wash sale activity as defined by IRS regulations.
Gift: Security position includes gifted shares. Unrealized gains/losses displayed may not be indicative of gain or loss that would be realized upon sale of security due to tax rules for gifted stock.

NET CASH EQUIVALENTS

INSURED BANK PROGRAM Current Value
334,522.09

STIFEL INSURED BANK DEPOSIT PROGRAM

Funds deposited through the Stifel Insured Bank Deposit Program (the "Program") are in deposit accounts at deposit accounts are not covered by the Securities Investor Protection Corporation ("SIPC"). Deposit account balances in the Program or in any money market fund offered as an available fund for Cash Investment Serv Brokerage account or can be distributed directly to you with the proper withdrawal form on file.

PORTFOLIO ASSETS - HELD AT STIFEL

Equities	Symbol	Quantity	Current Price	Current Value
AES CORP CUSIP: 00130H105 Original Cost: 40,989.90	AES Cash	4,470	14.4600	64,636.20
***Covered				
AT&T INC CUSIP: 00206R102	T Cash	9,690	28.5400	278,552.80
***Covered				
ABBVIE INC CUSIP: 00287Y109	ABBY Cash	5,452	92.1900	502,619.88
***Covered				



Exhibit A6

G & S GIANFORTE TTEES GREG

 GIANFORTE REV TR 5/23/05 AND

 SUSAN GIANFORTE REV TR 5/23/05

 TEN COMH / PARAMETRIC MGD ACCT

December 1 -

 December 31, 2018

 Account Number:

UNLISTED EQUITIES (continued)

PORTFOLIO ASSETS - HELD AT STIFEL (continued)

Equities	Symbol	Type	Quantity	Current Price/ Current Value
ACADIA REALTY TRUST CUSIP: 004239109	ARR	Cash	59	23,7800 1,401.84
***Covered				
AGREE REALTY CORP CUSIP: 008492100 Original Cost: 10,415.07	ADC	Cash	279	59,1200 16,494.48
***Covered				
ALEXANDRIA REAL ESTATE EQUITIES INC CUSIP: 015271109 Original Cost: \$4,429.05	ARE	Cash	899	115,2400 102,448.36
***Covered				
ALLEGHENY TECHNOLOGIES INC CUSIP: 01741R102	ATI	Cash	3,571	21,7700 77,740.87
***Covered				
ALLETE INC NEW CUSIP: 018522300	ALE	Cash	287	78,2200 21,875.14
***Covered				
ALLIANT ENERGY CORP CUSIP: 018902108	LNT	Cash	694	42,2500 29,321.50
***Covered				
ALTRIA GROUP INC CUSIP: 02209S103	MO	Cash	8,267	49,3900 407,813.23
***Covered				
AMEREN CORP CUSIP: 023608102	AEE	Cash	907	65,2300 59,183.61
***Covered				
AMERICAN CAMPUS COMMUNITIES INC CUSIP: 024835100 Original Cost: \$2,314.12	ACC	Cash	1,942	41,3900 87,962.38
***Covered				
AMERICAN ELECTRIC POWER COMPANY INC CUSIP: 025537101	AEP	Cash	2,112	74,7400 157,850.88
***Covered				



PRIVATE WEALTH MANAGEMENT
A DIVISION OF STEEL

ASSET MANAGEMENT

Exhibit A6

G & S GIANFORTE TIEES GREG
GIANFORTE REV TR 5/23/05 AND
SUSAN GIANFORTE REV TR 5/23/05
TEN COMM / PARAMETRIC MGD ACCT

December 1 -
December 31, 2018
Account Number:

PORTFOLIO ASSETS - HELD AT STEEL (continued)

Equities	Symbol/ Type	Quantity	Current Price/ Current Value
AMERICAN NATIONAL INSURANCE COMPANY CUSIP: 028591105	AMNT Cash	106	127,2400 13,487.44
***Covered			
ARCHER DANIEL'S MIDLAND COMPANY CUSIP: 039483102	ADM Cash	1,458	40,9700 59,734.26
***Covered			
ARROW FINANCIAL CORP CUSIP: 042744102	AROW Cash	436	32,0200 13,960.72
***Covered			
AVISTA CORP CUSIP: 053799107	AVA Cash	104	42,4800 4,417.92
***Covered			
BGC PARTNERS INC CL A CUSIP: 055411101 Original Cost: 6,145.72	BGCP Cash	1,888	5,1700 9,657.56
***Covered			
BANK OF HAWAII CORP CUSIP: 062540109	BOH Cash	104	87,3200 7,001.28
***Covered			
BANK OZK CUSIP: 06417N103	OZK Cash	2,728	22,8300 62,234.58
***Covered			
BED BATH & BEYOND INC CUSIP: 075896100	BBBY Cash	4,722	11,3200 53,453.04
***Covered			
BEST BUY COMPANY INC CUSIP: 088516101	BBY Cash	620	52,9600 32,835.20
***Covered			
BLACK HILLS CORP CUSIP: 092113109	BKH Cash	290	82,7800 18,206.20
***Covered			
BLACK KNIGHT INC CUSIP: 09215C105	BKI Cash	48	45,0600 2,162.88
***Covered			




Exhibit A6


G & S GIANFORTE TTEES GREG
 GIANFORTE REV TR 5/23/05 AND
 SUSAN GIANFORTE REV TR 5/23/05
 TEN COMM / PARAMETRIC MGD ACCT

December 1 -
 December 31, 2018
 Account Number:

INVESTMENT PORTFOLIO

PORTFOLIO ASSETS - HELD AT STIFEL (continued)

Equities	Symbol/ Type	Quantity	Current Price/ Current Value
BRAEMAR HOTELS & RESORTS INC CUSIP: 104828101	BHR Cash	1,886	8,8300 16,822.35
***Covered			
BRANDYWINE REALTY TRUST NEW CUSIP: 105388203 Original Cost: 5,697.39	BON Cash	590	12,8700 7,593.30
***Covered			
BRISTOL MYERS SQUIBB COMPANY CUSIP: 110122108	BNY Cash	286	51,9800 14,866.26
***Covered			
BRUXNOR PROPERTY GRP INC CUSIP: 11120U105	BRX Cash	4,977	14,6900 73,112.13
***Covered			
CBL & ASSOCIATES PROPERTIES INC CUSIP: 124830100	CBL Cash	27,823	1,9200 53,420.16
***Covered			
CMS ENERGY CORP CUSIP: 125888100	CMS Cash	934	49,6500 46,373.10
***Covered			
CNB FINANCIAL CORP PA CUSIP: 126128107	CNE Cash	635	22,9500 14,573.25
***Covered			
CAMDEN PROPERTY TRUST SBI CUSIP: 133131102 Original Cost: 58,241.66	CPT Cash	1,002	88,0500 88,226.10
***Covered			
CATERPILLAR INC CUSIP: 148123101	CAT Cash	1,478	127,0700 187,809.46
***Covered			
CENTERPOINT ENERGY INC CUSIP: 15189T107	CEP Cash	2,576	28,2300 72,720.48
***Covered			





PRIVATE WEALTH MANAGEMENT
A DIVISION OF STEEL

Exhibit A6

G & S GIANFORTE TTEES GREG
GIANFORTE REV TR 5/23/05 AND
SUSAN GIANFORTE REV TR 5/23/05
TEN COMM / PARAMETRIC MGD ACCT

December 1 -
December 31, 2018
Account Number:

PORTFOLIO ASSETS - HELD AT STIFEL (continued)

Equities	Symbol Type	Quantity	Current Price/ Current Value
CHEMICAL FINANCIAL CORP CUSIP: 163731102	CHFC Cash	128	36.6100 4,686.08
***Covered			
CHEVRON CORP CUSIP: 166764100	CVX Cash	6,201	108.7900 674,608.79
***Covered			
CINCINNATI FINANCIAL CORP CUSIP: 172062101	CINF Cash	677	77.4200 52,413.34
***Covered			
CINEMARK HOLDINGS INC CUSIP: 17243V102	CMK Cash	364	35.8000 13,747.20
***Covered			
CISCO SYSTEMS INC CUSIP: 17275R102	CSCO Cash	12,820	43.3300 555,490.80
***Covered			
CLOROX COMPANY CUSIP: 189054108	CLX Cash	154	154.1400 23,737.56
***Covered			
COCA-COLA COMPANY CUSIP: 181216100	KO Cash	7,721	47.3500 366,569.35
***Covered			
CONOCOPHILLIPS CUSIP: 20825C104	COP Cash	837	62.3500 52,186.95
***Covered			
CONSOLIDATED EDISON INC CUSIP: 209115104	ED Cash	1,055	76.4600 80,665.30
***Covered			
COREENERGY INFRASTRUCTURE TRUST INC NEW CUSIP: 21870U502	CCRR Cash	1,638	33.0800 54,185.04
Original Cost: 23,849.26			
***Covered			
CORPORATE OFFICE PROPERTIES TRUST CUSIP: 22002T108	OPC Cash	278	21.0300 5,846.34
Original Cost: 5,962.12			
***Covered			






Exhibit A

G & S GIANFORTE TTEES GREG
GIANFORTE REV TR 5/23/05 AND
SUSAN GIANFORTE REV TR 5/23/05
TEN COM / PARAMETRIC MGD ACCT

December 1 -
December 31, 2016
Account Number:

ASSET DETAILS (continued)

PORTFOLIO ASSETS - HELD AT STIFEL (continued)

Equities	Symbol Type	Quantity	Current Price/ Current Value
COTY INC	COTY Cash	11,278	6,5900 73,983.68
CL A CUSIP: 222070203			
***Covered			
CRACKER BARREL OLD COUNTRY STORE INC CUSIP: 224101106	CBRL Cash	175	159,8600 27,975.50
***Covered			
CROWN CASTLE INTL CORP NEW CUSIP: 22822V101 Original Cost: 161,943.50	CCI Cash	2,096	108,6300 227,579.85
***Covered			
CUMMINS INC CUSIP: 231021106	CHI Cash	982	133,6400 132,570.86
***Covered			
DTE ENERGY CO CUSIP: 233331107	DTE Cash	594	110,3000 65,518.20
***Covered			
DXC TECHNOLOGY CO CUSIP: 23355L106	DXC Cash	484	53,1700 25,734.26
***Covered			
DARDEN RESTAURANTS INC CUSIP: 237194105	DRI Cash	387	98,8800 38,645.82
***Covered			
DELUXE CORP CUSIP: 248019101	DLX Cash	259	38,4400 9,955.96
***Covered			
DIGITAL REALTY TRUST INC CUSIP: 253068103	DLR Cash	751	106,5500 80,019.05
***Covered			
DIME COMMUNITY BANCSHARES INC CUSIP: 263922108	DCM Cash	285	16,9800 4,839.30
***Covered			
DOMINION ENERGY INC CUSIP: 25748U109	D Cash	1,898	71,4600 135,631.08
***Covered			



PRIVATE WEALTH MANAGEMENT
A DIVISION OF STIEBEL

Exhibit A6

G & S GIANFORTE TTEES GREG
GIANFORTE REV TR 5/23/05 AND
SUSAN GIANFORTE REV TR 5/23/05
TEN COMM / PARAMETRIC MGD ACCT

December 1 -
December 31, 2018
Account Number:

PORTFOLIO ASSETS - HELD AT STIEBEL (continued)

Equities	Symbol/ Type	Quantity	Current Price/ Current Value
DOUGLAS DYNAMICS INC CUSIP: 25960R105	DYOW Cash	628	35,8900 22,538.92
***Covered			
DOWDUPONT INC CUSIP: 26078J100	DWDP Cash	3,435	53,4900 183,703.80
***Covered			
DUKE REALTY CORP NEW CUSIP: 284411505 Original Cost: 11,875.29	DRE Cash	946	25,9000 24,501.40
***Covered			
DUKE ENERGY CORP NEW CUSIP: 28441C204	DUK Cash	3,206	86,3000 278,877.80
***Covered			
EPR PROPERTIES BEN INT CUSIP: 2889AU109 Original Cost: 8,267.74	EPR Cash	178	64,0300 11,397.34
***Covered			
EMERSON ELECTRIC CO CUSIP: 291011104	EMR Cash	1,658	59,7500 99,065.50
***Covered			
ENBRIDGE INC CUSIP: 29250N105	ENB Cash	4,031	31,0900 125,293.48
***Covered			
ENTERCOM COMMUNICATONS CORP CL A CUSIP: 293639100	ETM Cash	8,986	5,7100 51,195.86
***Covered			
ENTERGY CORP NEW CUSIP: 29364G103	ETR Cash	549	86,0700 47,252.43
***Covered			
EQUITY COMMONWEALTH SHS BEN INT CUSIP: 294628102 Original Cost: 8,353.01	EQC Cash	587	30,0100 17,615.87
***Covered			



Exhibit A6

G & S GIANFORTE TTEES GREG
 GIANFORTE REV TR 5/23/05 AND
 SUSAN GIANFORTE REV TR 5/23/05
 TEN COMM / PARAMETRIC MGD ACCT

December 1 -
 December 31, 2018
 Account Number:

ASSISTED BY: [Redacted]

PORTFOLIO ASSETS - HELD AT STIFEL (continued)

Equities	Symbol	Quantity	Current Price/ Current Value
ERIE INDEMNITY CO	ERIE	130	133,3100
CL A	Cash		17,330.30
CUSIP: 29530P102			
***Covered			
ENERGY INC	EVRG	380	58,7700
CUSIP: 30034W106	Cash		21,572.60
***Covered			
EVERSOURCE ENERGY	ES	948	65,0400
CUSIP: 30040W106	Cash		61,657.92
***Covered			
EVOLUTION PETROLEUM CORP	EPM	8,755	8,8200
CUSIP: 30049A107	Cash		46,069.10
***Covered			
EXELON CORP	EXC	2,602	45,1000
CUSIP: 30161N101	Cash		117,350.20
***Covered			
FIDELITY NATIONAL FINANCIAL INC NEW	FNF	158	31,4400
FNF GROUP COM	Cash		4,967.52
CUSIP: 31620R303			
***Covered			
FOOT LOCKER INC	FL	42	53,2000
CUSIP: 344849104	Cash		2,234.40
***Covered			
FORD MOTOR COMPANY NEW	F	20,843	7,6500
CUSIP: 345370890	Cash		157,918.95
***Covered			
FOUR CORNERS PROPERTY TRUST INC	FCPT	47,297	26,2000
CUSIP: 35086T109	Cash		1,239.18
Original Cost: 768.10			
***Covered			
ARTHUR J GALLAGHER & COMPANY	AG	224	73,7000
CUSIP: 363576109	Cash		16,508.80
***Covered			



PRIVATE WEALTH MANAGEMENT
A DIVISION OF STEEL

Exhibit A6

G & S GIANFORTE TTEES GREG
GIANFORTE REV TR 5/23/05 AND
SUSAN GIANFORTE REV TR 5/23/05
TEN COMM / PARAMETRIC MGD ACCT

December 1 -
December 31, 2018
Account Number:

PORTFOLIO ASSETS - HELD AT STEEL (continued)

Equities	Symbol/Type	Quantity	Current Price/Current Value
GAMING & LEISURE PROPERTIES INC CUSIP: 36467J108 Original Cost: 10,273.44	GLPI Cash	408	32,3100 13,182.48
***Covered			
GENERAL ELECTRIC CO CUSIP: 369604103	GE Cash	48,875	7,5700 368,469.75
***Covered			
GENERAL MOTORS CO CUSIP: 37045V100	GM Cash	8,733	33,4500 225,218.85
***Covered			
GETTY REALTY CORP NEW CUSIP: 374297109 Original Cost: 10,444.14	GET Cash	567	29,4100 16,675.47
***Covered			
GIL EAD SCIENCES INC CUSIP: 375558103	GILD Cash	481	62,5500 30,086.55
***Covered			
GLOBAL NET LEASE INC NEW CUSIP: 379378201	GNL Cash	3,691	17,8200 65,035.42
***Covered			
GOVERNMENT PROPERTIES INCOME TRUST CUSIP: 38378A103	GOV Cash	8,172	6,8700 56,141.84
***Covered			
HCP INC CUSIP: 40414L109	HCP Cash	1,961	27,9300 54,770.73
***Covered			
HP INC CUSIP: 40434L105	HPO Cash	8,935	20,4800 182,810.10
***Covered			
HASBRO INC CUSIP: 418058107	HAS Cash	237	81,2500 19,256.25
***Covered			






Exhibit A6

G & S GIANFORTE TTEES GREG
GIANFORTE REV TR 5/23/05 AND
SUSAN GIANFORTE REV TR 5/23/05
TEN COMM / PARAMETRIC MGD ACCT

December 1 -
December 31, 2018
Account Number:

ISSUED BY: [REDACTED]

PORTFOLIO ASSETS - HELD AT STIFEL (continued)

Equities	Symbol Type	Quantity	Current Price/ Current Value
HEALTHCARE RLT Y TR INC CUSIP: 421946104 Original Cost: 8,046.58	HR Cash	399	28,4400 11,347.58
***Covered			
HEWLETT PACKARD ENTERPRISES COMPANY CUSIP: 42824C109	HPE Cash	1,287	13,2100 17,001.27
***Covered			
HIGHWOODS PPTYS INC CUSIP: 431284106 Original Cost: 17,085.26	HIV Cash	527	38,6900 20,389.63
***Covered			
HOSPITALITY PPTYS TR SBI CUSIP: 44108M102 Original Cost: 28,960.24	HPT Cash	1,294	23,8800 30,900.72
***Covered			
HOST HOTELS & RESORTS INC CUSIP: 44107P104	HST Cash	6,537	16,6700 108,971.79
***Covered			
HUNTINGTON BANCSHRES INC CUSIP: 446150104	HBN Cash	729	11,8200 8,689.88
***Covered			
HUNTSMAN CORP CUSIP: 447011107	HUN Cash	3,748	19,2900 72,298.92
***Covered			
ISTAR INC CUSIP: 45031U101	STAR Cash	5,311	9,1700 48,701.87
***Covered			
INDUSTRIAL LOGISTICS PROPERTIES TRUST CUSIP: 456237106	ILPT Cash	1,900	19,6700 37,373.00
***Covered			
INFRAREIT INC CUSIP: 45865L100	HFR Cash	2,986	21,0200 62,765.72
***Covered			



PRIVATE WEALTH MANAGEMENT
A DIVISION OF STIEHL

Exhibit A6

G & S GIANFORTE TTEES GREG
GIANFORTE REV TR 5/23/05 AND
SUSAN GIANFORTE REV TR 5/23/05
TEN COMM / PARAMETRIC MGD ACCT

December 1 -
December 31, 2018
Account Number:

PORTFOLIO ASSETS - HELD AT STIEHL (continued)

Equities	Symbol/ Type	Quantity	Current Price/ Current Value
INTL BUSINESS MACHINES CORP CUSIP: 499200101	IBM Cash	2,100	113,6700 238,707.00
***Covered			
INTERNATIONAL PAPER COMPANY CUSIP: 480146103	IP Cash	1,983	40,3600 80,033.86
***Covered			
IRON MOUNTAIN INC NEW CUSIP: 46284V101 Original Cost: 20,482.00	IRM Cash	700	32,4100 22,687.00
***Covered			
JERNIGAN CAPITAL INC CUSIP: 478405105	JCAP Cash	2,099	19,8200 41,602.18
***Covered			
JOHNSON & JOHNSON CUSIP: 478160104	JNJ Cash	7,065	129,0500 911,738.25
***Covered			
KAMBERLY CLARK CORP CUSIP: 494366103	KMB Cash	636	113,9400 95,253.84
***Covered			
KINCO REALTY CORP CUSIP: 49446R109	KIM Cash	2,760	14,6500 40,434.00
***Covered			
KINDER MORGAN INC DE CUSIP: 49456B101	KMI Cash	23,308	15,3900 358,446.28
***Covered			
KRAFT HEINZ CO CUSIP: 500754106	KHC Cash	855	43,0400 36,799.20
***Covered			
KRONOS WORLDWIDE INC CUSIP: 50105F105 Original Cost: 22,551.68	KRO Cash	5,344	11,5200 81,662.88
***Covered			
LTC PROPERTIES INC CUSIP: 502175102 Original Cost: 3,314.07	LTC Cash	98	41,6900 4,084.84
***Covered			




Exhibit A6

G & S GIANFORTE TTEES GREG
 GIANFORTE REV TR 5/23/05 AND
 SUSAN GIANFORTE REV TR 5/23/05
 TEN COMM / PARAMETRIC MGD ACCT

December 1,
 December 31, 2018
 Account Number:

ASSISTANT TO THE MANAGER

PORTFOLIO ASSETS - HELD AT STIFEL (continued)

Equities	Symbol Type	Quantity	Current Price/ Current Value
LAS VEGAS SANDS CORP CUSIP: 517834107	LVS Cash	3,803	52.0500 197,946.15
***Covered			
LEGGETT & PLATT INC CUSIP: 524660107	LEG Cash	411	35.8400 14,730.24
***Covered			
LEIDOS HOLDINGS INC CUSIP: 525327102	LDOS Cash	681	52.7200 35,902.32
***Covered			
LEXINGTON REALTY TRUST CUSIP: 529043101 Original Cost: 10,785.60	LXP Cash	1,440	8.2100 11,822.40
***Covered			
LIBERTY PROPERTY TRUST CUSIP: 531172104 Original Cost: 10,339.20	LPT Cash	359	41.8900 15,034.82
***Covered			
LIFE STORAGE INC CUSIP: 53223X107 Original Cost: 3,765.61	LSI Cash	61	92.8900 5,672.39
***Covered			
ELI LILLY & CO CUSIP: 532457108	LLY Cash	266	115.7200 30,781.52
***Covered			
LOCKHEED MARTIN CORP CUSIP: 539930109	LMT Cash	950	261.8400 248,748.00
***Covered			
MDU RESOURCES GROUP INC CUSIP: 552690109	MDU Cash	3,716	23.8400 88,589.44
***Covered			
MACQUARIE INFRASTRUCTURE CORP CUSIP: 556089105	MIC Cash	858	36.5600 31,368.46
***Covered			
MAXIM INTEGRATED PRODUCTS INC CUSIP: 57772K101	MXM Cash	312	50.8500 15,865.20
***Covered			



PRIVATE WEALTH MANAGEMENT
A DIVISION OF STEEL

ASSISTED INVESTMENTS

Exhibit A6

G & S GIANFORTE TTEES GREG
GIANFORTE REV TR 5/23/05 AND
SUSAN GIANFORTE REV TR 5/23/05
TEN COMM / PARAMETRIC MGD ACCT

December 1 -
December 31, 2018
Account Number:

PORTFOLIO ASSETS - HELD AT STIFEL (continued)

Equities	Symbol/ Type	Quantity	Current Price/ Current Value
MCDONALDS CORP CUSIP: 580135101	MCD Cash	3,222	177.5700 572,130.54
***Covered			
MEDEQUITES REALTY TRUST INC CUSIP: 58409L308	MRT Cash	3,829	8.8400 28,874.36
***Covered			
MEDICAL PROPERTIES TRUST CUSIP: 59463J304 Original Cost: 52,705.66	MPV Cash	4,890	16.0900 78,631.20
***Covered			
MERCK & COMPANY INC NEW CUSIP: 58933Y105	MRK Cash	9,294	76.4100 710,154.54
***Covered			
MERCURY GENERAL CORP NEW CUSIP: 589400100	MCY Cash	517	51.7100 28,734.07
***Covered			
MICROSOFT CORP CUSIP: 594918104	MSFT Cash	398	101.5700 40,221.72
***Covered			
MID-AMERICA APARTMENT COMMUNITIES CUSIP: 59522J103 Original Cost: 31,868.68	MAA Cash	510	95.7000 48,807.00
***Covered			
MONIMOUTH REAL ESTATE INVESTMENT CORP CUSIP: 609720107 Original Cost: 10,317.00	MNR Cash	950	12.4000 11,780.00
***Covered			
MURPHY OIL CORP CUSIP: 626717102	MUR Cash	4,050	23.3900 94,729.50
***Covered			
NRG ENERGY INC NEW CUSIP: 629377508	NRG Cash	1,852	39.8000 73,339.20
***Covered			






Exhibit A6

G & S GIANFORTE TTEES GREG
GIANFORTE REV TR 6/23/05 AND
SUSAN GIANFORTE REV TR 5/23/05
TEN COMM / PARAMETRIC MGD ACCT

December 1 -
December 31, 2018
Account Number:

PORTFOLIO ASSETS - HELD AT STIFEL (continued)

Equities	Symbol Type	Quantity	Current Price/ Current Value
NATIONAL HEALTH INVESTORS INC CUSIP: 63633D104 Original Cost: 6,201.37	NHI Cash	113	75,5400 8,536.02
***Covered			
NEW JERSEY RESOURCES CORP CUSIP: 646025106	NJR Cash	536	45,6700 24,479.12
***Covered			
NEWMARK GROUP INC CL A CUSIP: 65158N102	MARK Cash	886	8,0200 6,945.32
***Covered			
NEXTERA ENERGY INC CUSIP: 65339F101	NEE Cash	1,487	173,8200 258,470.34
***Covered			
NISOURCE INC CUSIP: 65473P105	NI Cash	853	25,3500 21,623.55
***Covered			
NORTROP GRUJMAN CORP CUSIP: 666807102	NOC Cash	94	244,9000 23,020.80
***Covered			
NORTHWESTERN CORP NEW CUSIP: 668074305	NWE Cash	202	59,4400 12,008.88
***Covered			
NUCOR CORP CUSIP: 670346105	NUE Cash	136	51,8100 7,046.16
***Covered			
NUTRISYSTEM INC CUSIP: 67069D108	NTRI Cash	886	43,8800 38,877.88
***Covered			
OGE ENERGY CORP CUSIP: 670637103	OGE Cash	1,986	39,1900 78,223.24
***Covered			
OLD REPUBLIC INTL CORP CUSIP: 680223104	ORI Cash	1,488	20,5700 30,608.16
***Covered			





PRIVATE WEALTH MANAGEMENT
A DIVISION OF STIFEL

ASSISTED INVESTMENTS

Exhibit A6

G & S GIANFORTE TTEES GREG
GIANFORTE REV TR 5/23/05 AND
SUSAN GIANFORTE REV TR 5/23/05
TEN COM / PARAMETRIC MGD ACCT

December 1,
December 31, 2018
Account Number:

PORTFOLIO ASSETS - HELD AT STIFEL (continued)

Equities	Symbol	Type	Quantity	Current Price	Current Value
OMEGA HEALTHCARE INVESTORS INC CUSIP: 681936100 Original Cost: 92,650.54	OH	Cash	3,598	35.1500	126,469.70
***Covered					
ONEOK INC NEW CUSIP: 682690103 Original Cost: 6,083.04	ONE	Cash	138	53.9500	7,445.10
***Covered					
OWENS & MINOR INC HOLDING COMPANY CUSIP: 690732102	OMI	Cash	7,669	6.3300	48,544.77
***Covered					
PPL CORP CUSIP: 693511106	PPL	Cash	3,459	28.3300	97,983.47
***Covered					
PARK NATIONAL CORP OHIO CUSIP: 700658107	PRK	Cash	181	94.9500	15,375.95
***Covered					
PAYCHEX INC CUSIP: 704326107	PAYX	Cash	1,233	65.1500	80,329.95
***Covered					
PEOPLES UNITED FINANCIAL INC CUSIP: 712704105	PACT	Cash	987	14.4300	14,242.41
***Covered					
PEPSICO INC CUSIP: 713446108	PEP	Cash	1,891	110.4800	208,917.88
***Covered					
PERSPECTA INC CUSIP: 715347100	PRSP	Cash	242	17.2200	4,167.24
***Covered					
PFIZER INC CUSIP: 717091103	PFE	Cash	18,262	43.6500	797,136.30
***Covered					
PHILIP MORRIS INTL INC CUSIP: 718172109	PM	Cash	1,123	66.7600	74,971.48
***Covered					




Exhibit A6

G & S GIANFORTE TTEES GREG
 GIANFORTE REV TR 5/23/05 AND
 SUSAN GIANFORTE REV TR 5/23/05
 TEN COMM / PARAMETRIC MGD ACCT

December 1 -
 December 31, 2019
 Account Number:

PORTFOLIO ASSETS - HELD AT STIFEL (continued)

Equities	Symbol	Quantity	Current Price/ Current Value
PHILLIPS 66 CUSIP: 718546104	PSX Cash	259	86.1500 22,226.70
***Covered			
PEDMONT OFFICE REALTY TRUST INC CL A CUSIP: 720190206 Original Cost: 9,605.02	POM Cash	577	17.0400 9,832.08
***Covered			
PINNACLE WEST CAPITAL CORP CUSIP: 723484101	PWV Cash	412	85.2000 35,102.40
***Covered			
PORTLAND GENERAL ELECTRIC CO NEW CUSIP: 736508847	POR Cash	407	45.8500 18,660.95
***Covered			
PROCTER & GAMBLE CO CUSIP: 742718109	PG Cash	6,336	91.9200 582,405.12
***Covered			
PROLOGIS INC CUSIP: 74340W103 Original Cost: 34,519.11	PLD Cash	1,159	58.7200 68,056.48
***Covered			
PRUDENTIAL FINANCIAL INC CUSIP: 744320102	PRU Cash	2,046	81.5600 168,851.30
***Covered			
PUBLIC SERVICE ENTERPRISE GROUP INC CUSIP: 744573106	PEG Cash	1,814	52.0500 94,418.70
***Covered			
PUBLIC STORAGE INC CUSIP: 74460D109	PSA Cash	626	202.4100 126,708.86
***Covered			
QUAD GRAPHICS INC CL A CUSIP: 747301109	QUAD Cash	2,796	12.3200 34,471.36
***Covered			






Exhibit A6

G & S GIANFORTE TTEES GREG
GIANFORTE REV TR 5/23/05 AND
SUSAN GIANFORTE REV TR 5/23/05
TEN COMM / PARAMETRIC MGD ACCT

December 1 -
December 31, 2018
Account Number:

PORTFOLIO ASSETS - HELD AT STEEL (continued)

Equities	Symbol	Quantity	Current Price	Current Value
	Type			
QUALCOMM INC CUSIP: 747525103 Original Cost: 284,526.33	QCOM Cash	5,919	56.9100	336,850.29
***Covered				
RMR GROUP INC CL A CUSIP: 74967R106	RMR Cash	61	53.0800	3,237.88
***Covered				
RAYONIER INC CUSIP: 754907103	RVN Cash	480	27.8900	13,291.20
***Covered				
RAYTHEON COMPANY NEW CUSIP: 755111507	RTN Cash	155	153.3500	23,789.25
***Covered				
REALTY INCOME CORP CUSIP: 756109104	O Cash	841	63.0400	53,016.84
***Mixed				
REGENCY CENTERS CORP CUSIP: 758849103 Original Cost: 19,537.41	REG Cash	481	58.8800	27,051.48
***Covered				
REPUBLIC BANCORP INC KY CL A CUSIP: 780281204	RBGA Cash	415	38.7200	16,068.80
***Covered				
RETAIL OPPORTUNITY INVESTMENTS CORP CUSIP: 76131N101 Original Cost: 5,126.97	ROC Cash	442	15.8800	7,018.96
***Covered				
SABRA HEALTH CARE REIT INC CUSIP: 78573L106	SBRA Cash	4,215	16.4800	69,463.20
***Covered				
SELECT INCOME REIT SHS BEN INT CUSIP: 81818T100	SIR Cash	3,783	7.3600	27,842.88
***Covered				





Exhibit A6

G & S GIANFORTE TTEES GREG
 GIANFORTE REV TR 5/23/05 AND
 SUSAN GIANFORTE REV TR 5/23/05
 TEN COMM / PARAMETRIC MGD ACCT

December 1,
 December 31, 2018
 Account Number:

PORTFOLIO ASSETS - HELD AT STEEL (continued)

Equities	Symbol/Type	Quantity	Current Price/Current Value
SEMGROUP CORP CL A CUSIP: 81663A105	SEMG Cash	3,934	13,7800 54,210.52
***Covered			
SEMPRA ENERGY CUSIP: 816851109	SRE Cash	195	108,1900 21,097.05
***Covered			
SENIOR HOUSING PROPERTIES TRUST SBI CUSIP: 81721M109	SNH Cash	6,447	11,7200 75,558.84
***Covered			
SMON PROPERTY GROUP INC NEW CUSIP: 828808109	SPG Cash	70	187,9900 11,759.30
***Covered			
SINGLAR BROADCAST GROUP INC CUSIP: 829226109 Original Cost: 3,572.10	SBG Cash	294	28,3400 7,743.96
***Covered			
SIX FLAGS ENTERTAINMENT CORP NEW CUSIP: 83001A102	SIX Cash	430	55,6300 23,920.90
***Covered			
SOUTHERN COMPANY CUSIP: 842587107	SO Cash	1,636	43,9200 71,853.12
***Covered			
SPIRE INC CUSIP: 84857L101	SR Cash	108	74,0800 7,852.48
***Covered			
SPIRIT REALTY CAPITAL INC NEW CUSIP: 84880W300	SRC Cash	2,015	35,2500 71,028.75
***Covered			
SVSCO CORP CUSIP: 871828107	SVY Cash	2,552	62,6800 159,808.32
***Covered			
TAPESTRY INC CUSIP: 878030107	TRR Cash	1,224	33,7500 41,310.00
***Covered			





PRIVATE WEALTH MANAGEMENT
A DIVISION OF STIFEL

Exhibit A6

G & S GIANFORTE TTEES GREG
GIANFORTE REV TR 5/23/05 AND
SUSAN GIANFORTE REV TR 5/23/05
TEN COMM / PARAMETRIC MGD ACCT

December 1 -
December 31, 2018
Account Number:

PORTFOLIO ASSETS - HELD AT STIFEL (continued)

Equities	Symbol/ Type	Quantity	Current Price/ Current Value
TARGA RESOURCES CORP CUSIP: 87812G101 Original Cost: 36,891.80	TRGP Cash	1,804	36,0200 64,980.08
***Covered			
TEXAS INSTRUMENTS INC CUSIP: 882506104	TXN Cash	349	94,5000 32,980.50
***Covered			
TIMKEN CO CUSIP: 887389104	TKR Cash	1,559	37,3200 58,181.88
***Covered			
UDR INC CUSIP: 902653104	UDR Cash	721	39,6200 28,566.02
***Covered			
UNITED BANKSHARES INC WV CUSIP: 908907107	UBSI Cash	434	31,1100 13,501.74
***Covered			
UNIVERSAL HEALTH REALTY INCOME TRUST SHARES BENEFICIAL INTEREST CUSIP: 91359E105 Original Cost: 71,660.97	UHRT Cash	279	61,3700 17,122.23
***Covered			
UNIVEST CORP PA CUSIP: 916271100	UVSP Cash	560	21,5700 12,510.60
***Covered			
URBAN EDGE PROPERTIES CUSIP: 91704F104	UE Cash	276	16,6200 4,587.12
***Covered			
VECTREN CORP CUSIP: 92240G101	WC Cash	223	71,9800 16,051.54
***Covered			
VENTAS INC CUSIP: 92278F100	VTR Cash	437	58,5900 25,803.83
***Covered			
VEREIT INC CUSIP: 92339V100 Original Cost: 94,365.16	VER Cash	13,237	7,1500 94,644.55
***Covered			





Exhibit A6

G & S GIANFORTE TTEES GREG
 GIANFORTE REV TR 5/23/05 AND
 SUSAN GIANFORTE REV TR 5/23/05
 TEN COMM / PARAMETRIC MGD ACCT

December 1 -
 December 31, 2018
 Account Number:

PORTFOLIO ASSETS - HELD AT STIFEL (continued)

Equities	Symbol/ Type	Quantity	Current Price/ Current Value
VERIZON COMMUNICATIONS INC CUSIP: 92343V104	VZ Cash	10,272	56,2200 577,491.84
***Covered			
VIRTU FINANCIAL INC CL A CUSIP: 92825A101	VIRT Cash	498	25,7600 12,828.48
***Covered			
WEC ENERGY GROUP INC CUSIP: 92939U105	WEC Cash	1,444	69,2800 100,011.44
***Covered			
WALMART INC CUSIP: 931142103	WMT Cash	8,954	93,1500 834,065.10
***Covered			
WALGREENS BOOTS ALLIANCE INC CUSIP: 931427108	WBA Cash	253	68,3300 17,287.49
***Covered			
WASHINGTON REAL ESTATE INVESTMENT TRUST SBI CUSIP: 939853101	WRE Cash	1,705	23,0000 39,215.00
Original Cost: 39,652.35			
***Covered			
WASTE MANAGEMENT INC DEL CUSIP: 94106L109	WM Cash	1,931	86,9900 171,839.89
***Covered			
WEINGARTEN REALTY INVESTORS SBI CUSIP: 948741103	WRI Cash	285	24,8100 7,070.85
Original Cost: 6,259.02			
***Covered			
WELLS FARGO & CO NEW CUSIP: 949746101	WFC Cash	9,407	48,0800 433,474.56
***Covered			
WELLTOWER INC CUSIP: 95040Q104	WELL Cash	808	69,4100 42,201.28
Original Cost: 31,995.19			
***Covered			





PRIVATE WEALTH MANAGEMENT
A DIVISION OF STEEL

Exhibit A6

G & S GIANFORTE TTEES GREG
GIANFORTE REV TR 5/23/05 AND
SUSAN GIANFORTE REV TR 5/23/05
TEN COMM / PARAMETRIC MGD ACCT

December 1 -
December 31, 2018
Account Number:

PORTFOLIO ASSETS - HELD AT STEFEL (continued)

Equities	Symbol/ Type	Quantity	Current Price/ Current Value
WEYERHAEUSER CO CUSIP: 962166104	WY Cash	935	21,8600 20,439.10
***Covered			
WILLIAMS COS INC DEL CUSIP: 989457100	WMB Cash	9,767	22,0500 215,362.35
***Covered			
WORLD WRESTLING ENTERTAINMENT INC CL A CUSIP: 98156Q108 Original Cost: 7,011.90	WWE Cash	982	74,7200 65,903.04
***Covered			
WYNN RESORTS LTD CUSIP: 983134107	WYNN Cash	638	98,9100 63,104.58
***Covered			
XCEL ENERGY INC CUSIP: 983698100	XEL Cash	1,646	49,2700 81,098.42
***Covered			
***Covered			
***Covered			

100% NON-DILUTIONS

Please note "Unrealized Gain/(-)Loss" does not equal the total current value minus the total cost if any value or cost amounts are missing. Unrealized gains or losses are provided for your information only and should not be used for tax purposes.





Exhibit A7

G & S GIANFORTE TIEES GREG
GIANFORTE REV TR 5/23/05 AND
SUSAN GIANFORTE REV TR 5/23/05
TEN COMAMPARAMETRIC MGD ACCT

December 1 -
December 31, 2018
Account Number:

This section shows the cash equivalents and/or securities in your account. Prices obtained from outside sources are considered reliable but are not guaranteed by Steel. Actual prices may vary, and upon sale, you may receive more or less than your original purchase price. Contact your Financial Advisor for current price quotes. Gain/Loss is provided for informational purposes only. Cost basis may be adjusted for, but not limited to, amortization, accretion, principal paydowns, capital changes, listed option premiums, gifting rules, inheritance step-up, or wash sales. The Gain/Loss information should not be used for tax preparation without the assistance of your tax advisor. Lot detail quantity displayed is truncated to the one thousandth of a share.

***Classifications listed below security descriptions:
Covered: Tax basis information for this security is covered by IRS reporting requirements.
Noncovered: Tax basis information for this security is not covered by IRS reporting requirements.
Mixed: Tax basis information for this security includes both covered and noncovered tax lots.
Wash: The tax basis for this security has been adjusted due to wash sale activity as defined by IRS regulations.
Gift: Security position includes gifted shares. Unrealized gains/losses displayed may not be indicative of gain or loss that would be realized upon sale of security due to tax rules for gifted stock.

NET CASH EQUIVALENTS

	Current Value
CASH	190.39
INSURED BANK PROGRAM	83,478.30

STIEEL INSURED BANK DEPOSIT PROGRAM

Funds deposited through the Stieel Insured Bank Deposit Program (the "Program") are in deposit accounts a deposit accounts are not covered by the Securities Investor Protection Corporation ("SIPC"). Deposit account Balances in the Program or in any money market fund offered as an available fund for Cash Investment Services brokerage account or can be distributed directly to you with the proper withdrawal form on file.

PORTFOLIO ASSETS - HELD AT STIEEL

Equities	Symbol/ Type	Quantity	Current Price/ Current Value
ABB LIMITED SPONSORED ADR CUSIP: 000375204	ABB Cash	2,762	19,0100 52,505.62
***Covered			
AGL ENERGY LTD SPON ADR CUSIP: 001201201	AGLY Cash	2,234	14,2100 31,745.14
***Covered			
AJA GROUP LTD SPON ADR CUSIP: 001317205	AGY Cash	3,543	32,8800 116,493.84
***Covered			





Exhibit A7

G & S GIANFORTE TTEES GREG
GIANFORTE REV TR 5/23/05 AND
SUSAN GIANFORTE REV TR 5/23/05
TEN COMM/PARAMETRIC MGD ACCT

December 1,
December 31, 2018
Account Number:

ASSISTED BY: [Redacted]

PORTFOLIO ASSETS - HELD AT STEEL (continued)

Equities	Symbol Type	Quantity	Current Price/ Current Value
A P MOLLER MAERSK AS ADR CUSIP: 00202F102	AMKYB Cash	3,308	6,2400 20,648.18
***Covered			
ACCOR S A SPONSORED ADR NEW CUSIP: 00A35F308	ACCTY Cash	3,471	8,5800 29,781.18
***Covered			
ADDAS AG SPONS ADR CUSIP: 00687A107	ADDDY Cash	661	104,3400 68,968.74
***Covered			
ADMIRAL GROUP ADR CUSIP: 007192107	AMNGY Cash	944	28,1100 24,947.84
***Covered			
AEON COMPANY LIMITED ADR CUSIP: 007827102	AOHNY Cash	1,083	19,5917 21,413.72
***Covered			
AEGON N V NY REGISTRY SHS CUSIP: 007824103	AEG Cash	6,401	4,8500 29,784.85
***Covered			
AGEAS SPONSORED ADR NEW CUSIP: 00844W208	AGESY Cash	357	44,7100 15,961.47
***Covered			
AIR LIQUIDE ADR CUSIP: 009126202	AQLUY Cash	2,778	24,6700 68,533.26
***Covered			
AIRBUS SE ADR CUSIP: 009279100	EAOSY Cash	1,071	23,7800 25,488.38
***Covered			
ALLIANZ SE SPONSORED ADR REPSTG 1/10 SH CUSIP: 018805101	AZSEY Cash	1,410	20,1400 28,397.40
***Covered			



PRIVATE WEALTH MANAGEMENT
A DIVISION OF STEEL

Exhibit A7

G & S GIANFORTE TIEES GREG
GIANFORTE REV TR 5/23/05 AND
SUSAN GIANFORTE REV TR 5/23/05
TEN COMM/PARAMETRIC MGD ACCT

December 1,
December 31, 2018
Account Number:



PORTFOLIO ASSETS - HELD AT STIFEL (continued)

Equities	Symbol Type	Quantity	Current Price/ Current Value
ALUMINA LTD SPONSORED ADR CUSIP: 022205108	AMCNY Cash	2,367	6,4500 15,267.15
***Covered			
AMADEUS IT GROUP SA ADS CUSIP: 02263T104	AMADY Cash	757	70.0150 53,001.35
***Covered			
AMCOR LIMITED ADR NEW CUSIP: 02341R302	AMCRV Cash	5	37.1950 185.97
***Covered			
ANGLO AMERICAN PLC SPON ADR CUSIP: 03485P300	NGLOY Cash	6,940	11.0400 76,617.80
***Covered			
ANHEUSER BUSCH INBEV SAMV CUSIP: 03524A108	BUD Cash	67	65.8100 4,409.27
***Covered			
ARCELORMITTAL SA LUXEMBOURG NY REGISTRY SHARES NEW CUSIP: 03938L203	MT Cash	1,576	20.6700 32,617.26
***Covered			
ASSA ABLLOY AB ADR CUSIP: 046387107	ASAZY Cash	3,376	8.8700 29,836.25
***Covered			
ASTRAZENECA PLC SPONSORED ADR CUSIP: 046353108	AZN Cash	2,120	37.9800 80,517.60
***Covered			
BP PLC SPON ADR CUSIP: 055622104	BP Cash	3,265	37.9200 123,808.80
***Covered			
BNP PARIBAS SPON ADR REPGSTG 1/2 SH CUSIP: 05565A202	BNPOY Cash	1,495	22.5400 33,897.30
***Covered			






Exhibit A7

G & S GIANFORTE TTEES GREG
GIANFORTE REV TR 5/23/05 AND
SUSAN GIANFORTE REV TR 5/23/05
TEN COMM/PARAMETRIC MGD ACCT

December 1,
December 31, 2018
Account Number:

****Covered****

PORTFOLIO ASSETS - HELD AT STEEL (continued)

Equities	Symbol Type	Quantity	Current Price/ Current Value
BAIDU INC SPON ADR REPSTG ORD SHS CL A CUSIP: 056752108	BDU Cash	84	158,8000 13,322.40
****Covered****			
BALL CORP CUSIP: 058498106	BL Cash	166	45,9800 7,632.68
****Covered****			
BANCO BILBAO VIZCAYA ARGENTARIA S A SPON ADR CUSIP: 05946K101	BVVA Cash	3,569	5,2900 18,880.01
****Covered****			
BANCO SANTANDER S A ADR CUSIP: 05984H105	SAN Cash	12,418	4,4800 55,832.64
****Covered****			
BARCLAYS PLC ADR CUSIP: 06739E204	BCS Cash	5,882	7,5400 44,350.28
****Covered****			
BAYER AG SPON ADR CUSIP: 072730302	BAYRY Cash	4,364	17,5700 76,675.48
****Covered****			
BHP GROUP LTD SPON ADR CUSIP: 069606108	BHP Cash	1,870	48,2900 90,302.30
****Covered****			
BRIDGESTONE CORP LTD CUSIP: 108441205	BRDGY Cash	1,883	19,1900 36,134.77
****Covered****			
BRITISH AMERN TOBACCO PLC SPONS ADR 25P CUSIP: 110448107	BTI Cash	531	31,8600 16,917.86
****Covered****			
BRITISH LAND COMPANY PLC SPONSORED ADR CUSIP: 110828100	BTLCY Cash	4,748	6,8800 31,716.64
****Covered****			



PRIVATE WEALTH MANAGEMENT
A DIVISION OF STIBEL

Exhibit A7

G & S GIANFORTE TTEES GREG
GIANFORTE REV TR 5/23/05 AND
SUSAN GIANFORTE REV TR 5/23/05
TEN COMAMP/PARAMETRIC MGD ACCT

December 1 -
December 31, 2018
Account Number:

PORTFOLIO ASSETS - HELD AT STIBEL (continued)

Equities	Symbol/ Type	Quantity	Current Price/ Current Value
BUNZL PLC SPONSORED ADR NEW CUSIP: 120739406	BZLFY Cash	678	30.7200 26,972.18
***Covered			
CHR HANSEN HLDG AS SPONSORED ADR CUSIP: 12545M207	CHHY Cash	260	44.3650 11,534.90
***Covered			
CRH PLC ADR CUSIP: 12626K203	CRH Cash	184	28.3500 4,943.40
***Covered			
CSL LTD SPONSORED ADR CUSIP: 12637N204	CSLY Cash	1,085	64.7100 68,916.15
***Covered			
CANADIAN NATIONAL RAILWAY COMPANY CUSIP: 136375102	CNI Cash	286	74.1100 21,195.46
***Covered			
CANON INC SPON ADR CUSIP: 13806309	CAJ Cash	169	27.6000 4,684.40
***Covered			
CARLSBERG AS SPONSORED ADR CUSIP: 142795202	CABGY Cash	1,073	21.2500 22,801.25
***Covered			
CARNIVAL PLC ADR CUSIP: 14395C103	CLK Cash	450	48.7300 21,928.50
***Covered			
CENTRAL JAPAN RAILWAY COMPANY ADR CUSIP: 153786100	CJPY Cash	1,960	21.1450 41,444.20
***Covered			
CITY DEV LTD SPONS ADR CUSIP: 177797305	CDEVY Cash	4,161	5.8775 24,456.27
***Covered			




Exhibit A7

G & S GIANFORTE TTEES GREG
 SUSAN GIANFORTE REV TR 6/23/05 AND
 TEN COMM/PARAMETRIC MGD ACCT

December 1 -
 December 31, 2016
 Account Number:

ASSISTED BY: [Redacted]

PORTFOLIO ASSETS - HELD AT STIFEL (continued)

Equities	Symbol/Type	Quantity	Current Price/ Current Value
CLP HOLDINGS LTD SPON ADR CUSIP: 18946Q101	CLPHY Cash	1,350	11,2900 15,241.50
***Covered			
COCA-COLA HBC AG ADR CUSIP: 191223205	COHGY Cash	1,014	31,0550 31,489.77
***Covered			
COCHLEAR LTD CUSIP: 191459205	CHCOY Cash	456	61,0968 27,860.14
***Covered			
COLORLAST AS ADR CUSIP: 19624Y101	CLPBY Cash	799	9,2500 7,390.75
***Covered			
COMMERZBANK A G SPONSORED ADR NEW CUSIP: 202587605	CRZBY Cash	4,762	6,8600 31,714.92
***Covered			
COMMONWEALTH BANK OF AUSTRALIA SPONSORED ADR CUSIP: 202712600	CMWAY Cash	546	50,8950 27,768.67
***Covered			
COMPAGNIE FINANCIERE RICHEMONT AG SWITZERLAND ADR CUSIP: 204319107	CFRUY Cash	4,951	6,4500 31,933.95
***Covered			
COMPASS GROUP PLC SPONS ADR NEW JUNE 2017 CUSIP: 20449X401	CMRUY Cash	2,163	20,9000 45,206.70
***Covered			
CREDIT AGRICOLE SA ADR CUSIP: 225313105	CRARY Cash	7,832	5,3300 40,678.56
***Covered			
DBS GROUP HLDGS LTD SPON ADR CUSIP: 23304Y100	DBSDY Cash	896	68,7250 62,813.05
***Covered			



PRIVATE WEALTH MANAGEMENT
A DIVISION OF STifel

Exhibit A7

G & S GIANFORTE TTEES GREG
GIANFORTE REV TR 5/23/05 AND
SUSAN GIANFORTE REV TR 5/23/05
TEN COMM/PARAMETRIC MGD ACCT

December 1 -
December 31, 2018
Account Number:

PORTFOLIO ASSETS - HELD AT STIFEL (continued)

Equities	Symbol Type	Quantity	Current Price/ Current Value
DNB ASA SPON ADR REPSTG 10 SHS CUSIP: 23328E108	DNBAY Cash	2,810	15,9850 44,917.85
***Covered			
DAIKIN INDUSTRIES LTD UNSPON ADR CUSIP: 23381B106	DKLY Cash	3,680	10,6100 38,832.60
***Covered			
DAICHI SANKYO CO LTD SPON ADR LEVEL 1 CUSIP: 23981D102	DSKRY Cash	832	32,1000 26,707.20
***Covered			
DATO TRUST CONSTRUCTION CO LTD SPON ADR CUSIP: 23405X209	DIFTY Cash	1,017	34,2250 34,806.82
***Covered			
DAIWA HOUSE INDUSTRY CO LTD ADR CUSIP: 23406Z206	DWAYY Cash	1,288	31,8000 40,958.40
***Covered			
DANSKE BANK A/S BEARER SHS SPON ADR CUSIP: 236963208	DNKEY Cash	3,745	9,9900 37,412.55
***Covered			
DANONE SPON ADR CUSIP: 23636T100	DANCY Cash	3,728	13,9800 52,089.48
***Covered			
DASSAULT SYSTEMES S A SPON ADR CUSIP: 237545108	DASTY Cash	136	117,3550 16,194.99
***Covered			
DEUTSCHE BOERSE AG UNSPON ADR CUSIP: 251542106	DBOBY Cash	3,618	11,9300 43,138.88
***Covered			
DEUTSCHE LUFTHANSA AG SPON ADR CUSIP: 251581304	DLKY Cash	1,091	22,9500 25,038.45
***Covered			




Exhibit A7

G & S GIANFORTE TTEES GREG
 GIANFORTE REV TR 5/23/05 AND
 SUSAN GIANFORTE REV TR 5/23/05
 TEN COMM/PARAMETRIC MGD ACCT

December 1 -
 December 31, 2018
 Account Number:

PORTFOLIO ASSETS - HELD AT STIFEL (continued)

Equities	Symbol Type	Quantity	Current Price/ Current Value
DEUTSCHE TELEKOM AG SPON ADR CUSIP: 251596105	DTGY Cash	1,965	16,9900 31,667.70
***Covered			
DIAGEO PLC NEW SPON ADR CUSIP: 252430205	DEO Cash	189	141.8000 26,800.20
***Covered			
DON QUOTE HOLDINGS CO LTD UNSPON ADR CUSIP: 257599103	DQCY Cash	1,944	15.4500 28,489.80
***Covered			
ENI SPA SPON ADR CUSIP: 28674R108	E Cash	446	31.5000 14,049.00
***Covered			
ENON SE SPON ADR CUSIP: 289790103	ENGY Cash	4,466	9.8700 44,079.42
***Covered			
EAST JAPAN RAILWAY CO ADR CUSIP: 273202101	EJRY Cash	2,736	14.6150 39,986.64
***Covered			
ELEKTA AB ADR CUSIP: 28617Y101	EKTAY Cash	648	11.8000 7,646.40
***Covered			
ENAGAS SA ADR CUSIP: 29248L104	ENGY Cash	2,078	13.5050 28,076.89
***Covered			
ENEL SOCIETA PER AZIONI ADR CUSIP: 29265W207	ENLAY Cash	5,290	5.8100 30,734.90
***Covered			
ENGIE SPON ADR CUSIP: 29286D105	ENGY Cash	3,042	14.3200 43,561.44
***Covered			



PRIVATE WEALTH MANAGEMENT
A DIVISION OF STIEBEL

Exhibit A7

G & S GIANFORTE TIEES GREG
GIANFORTE REV TR 5/23/05 AND
SUSAN GIANFORTE REV TR 5/23/05
TEN COMM/PARAMETRIC MGD ACCT

December 1,
December 31, 2018
Account Number:

PORTFOLIO ASSETS - HELD AT STIEBEL (continued)

Equities	Symbol/ Type	Quantity	Current Price/ Current Value
EQUINOR ASA SPON ADR CUSIP: 29446M102	EQNR Cash	1,164	21,1700 24,641.88
***Covered			
ERICSSON TELEPHONE NEW CL B ADR CUSIP: 294621608	ERIC Cash	1,240	8,8700 10,998.80
***Covered			
ERSTE GROUP BANK AG SPON ADR REPSTG 1/2 SH CUSIP: 296036304	ERDY Cash	1,467	16,5300 24,249.51
***Covered			
ESSLOR LUXOTTICA LNFON ADR CUSIP: 297294200	ESLY Cash	159	63,1600 10,042.44
***Covered			
ESSITY AKTIEBOLAG PUBLIC SPON ADR CUSIP: 29729L102	ESY Cash	723	24,4950 17,709.88
***Covered			
EXPERIAN PLC ADR CUSIP: 30215C101	EXRY Cash	1,777	24,1550 42,923.43
***Covered			
FANUC CORP ADR CUSIP: 307305102	FANLY Cash	813	15,0600 12,243.78
***Covered			
FAST RETAILING CO LTD ADR CUSIP: 31188H101	FRDY Cash	451	50,9700 22,987.47
***Covered			
FERGUSON PLC SPON ADR NEW CUSIP: 31502A204	FERGY Cash	4,599	6,3700 29,295.83
***Covered			






Exhibit A7


G & S GIANFORTE TTEES GREG
GIANFORTE REV TR 5/23/05 AND
SUSAN GIANFORTE REV TR 5/23/05
TEN COMMPARAMETRIC MGD ACCT

December 1 -
December 31, 2018
Account Number:

ASSI E D I M S (continued)

PORTFOLIO ASSETS - HELD AT STIFEL (continued)

Equities	Symbol	Type	Quantity	Current Price/ Current Value
FERROVIAL SA ADR CUSIP: 315437103	FRVY	Cash	1,416	20,7300 29,353.68
***Covered				
FRESENIUS MEDICAL CARE AG & CO KGAA SPONSORED ADR REPSTG SHS CUSIP: 358029108	FMS	Cash	582	32,3900 18,850.98
***Covered				
FUCHS PETROLUB SE ADR CUSIP: 35862Q106	FLPB	Cash	1,452	10,2300 14,863.86
***Covered				
FUJIFILM HOLDINGS CORP ADR CUSIP: 35868N107	FLVY	Cash	333	38,9800 12,973.88
***Covered				
FUJITSU LTD ADR NEW J CUSIP: 358990304	FJTS	Cash	1,807	12,5200 22,623.64
***Covered				
GEMALTO NV SUBMITTED FOR TENDER SPONSORED ADR CUSIP: 36889Z954	Cash	Cash	506	28,8500 14,588.10
***Covered				
G4S ADR CUSIP: 37441W108	GSEY	Cash	1,312	12,8650 16,878.88
***Covered				
GVAUDAN SA CUSIP: 37636P108	GVDN	Cash	735	48,2800 34,015.80
***Covered				
GLAXOSMITHKLINE PLC SPON ADR CUSIP: 37733W106	GSK	Cash	150	38,2100 5,731.50
***Covered				
GLENCORE PLC UNSPON ADR CUSIP: 37827X100	GLCY	Cash	7,081	7,2400 51,121.64
***Covered				





PRIVATE WEALTH MANAGEMENT
A DIVISION OF STIEBEL

Exhibit A7

G & S GIANFORTE TTEES GREG
GIANFORTE REV TR 5/23/05 AND
SUSAN GIANFORTE REV TR 5/23/05
TEN CONN/PARAMETRIC MGD ACCT

December 1 -
December 31, 2018
Account Number:

PORTFOLIO ASSETS - HELD AT STIEBEL (continued)

Equities	Symbol/ Type	Quantity	Current Price/ Current Value
GRIFOLS S A SPON ADR REPSTG 1/2 CL B NON VTG NEW CUSIP: 398439408 ***Covered	GRFS Cash	1,506	18,3600 27,650.16
H LUNDBECK AS SPONSORED ADR LEVEL 1 CUSIP: 40422M206 ***Covered	HLUY Cash	210	44,0000 9,240.00
HSBC HOLDINGS PLC SPONSORED ADR NEW CUSIP: 404290406 ***Covered	HSBC Cash	3,396	41,1100 139,809.66
HANG SENG BANK LTD SPONSORED ADR CUSIP: 41043C304 ***Covered	HSNGY Cash	231	22,3750 5,169.62
HANG LUNG PPTY'S LTD SPONS ADR CUSIP: 41043M104 ***Covered	HLPPY Cash	3,066	8,5900 29,401.02
HEINEKEN HOLDING N V SPONS ADR CUSIP: 423008101 ***Covered	HKHHY Cash	768	43,1450 33,135.36
HENDERSON LAND DEVELOPMENT SPONS ADR CUSIP: 426166303 ***Covered	HLDCY Cash	5,849	4,9000 28,660.10
HENKEL AG & COMPANY KGAA SPONSORED ADR REPSTG PFD SHS CUSIP: 42560J208 ***Covered	HENGY Cash	199	108,9500 21,680.05
HERMES INTERNATIONAL SCA ADR CUSIP: 42751Q105 ***Covered	HESAY Cash	369	55,2450 20,385.40






Exhibit A7

G & S GIANFORTE TTEES GREG
GIANFORTE REV TR 5/23/05 AND
SUSAN GIANFORTE REV TR 6/23/05
TEN COMM/PARAMETRIC MGD ACCT

December 1 -
December 31, 2018
Account Number:

ASSISTED BY: [Redacted]

PORTFOLIO ASSETS - HELD AT STIFEL (continued)

Equities	Symbol	Quantity	Current Price/ Current Value
HITACHI LTD ADR 10 COM CUSIP: 433578507	HTHY Cash	488	52.9600 24,879.36
***Covered			
HONG KONG EXCHANGES & CLEARING LIMITED ADR CUSIP: 43859F109	HKCY Cash	434	28.6550 12,436.27
***Covered			
HOYA CORP SPON ADR CUSIP: 443251103	HOCPY Cash	714	60.1450 42,943.53
***Covered			
INDIVIOR PLC SPONSORED ADR CUSIP: 45579E105	IMWY Cash	10	6.9850 69.85
***Covered			
INFINEON TECHNOLOGIES AG SPONSORED ADR CUSIP: 45062N103	IFMY Cash	1,884	19.9850 37,651.74
***Covered			
ING GROEP N V SPONSORED ADR CUSIP: 456837103	ING Cash	887	10.6600 7,323.42
***Covered			
INGENICO GROUP ADR CUSIP: 45884W107	INGY Cash	2,567	11.0900 28,468.03
***Covered			
INPEX CORP UNSPONSORED ADR CUSIP: 45790H101	IPXY Cash	2,145	8.7350 18,736.57
***Covered			
INTERTEK GROUP PLC ADR CUSIP: 461130106	KTSY Cash	369	59.7700 23,250.53
***Covered			
INTESA SANPAOLO SPA SPONSORED ADR REPSTG ORDINARY SHARES CUSIP: 46115H107	ISNY Cash	779	13.4200 10,454.18
***Covered			



PRIVATE WEALTH MANAGEMENT
A DIVISION OF STIFEL

Exhibit A7

G & S GIANFORTE TTEES GREG
GIANFORTE REV TR 5/23/05 AND
SUSAN GIANFORTE REV TR 5/23/05
TEN COMM/PARAMETRIC MSD ACCT

December 1 -
December 31, 2018
Account Number:

PORTFOLIO ASSETS - HELD AT STIFEL (continued)

Equities	Symbol/ Type	Quantity	Current Price/ Current Value
ISUZU MOTORS LTD ADR CUSIP: 486254208	ISUZU Cash	2,519	13,7700 34,886.83
***Covered			
ITOCHEU CORP ADR CUSIP: 486717106	ITOCY Cash	1,184	34,1100 40,727.34
***Covered			
ITOCHEU TECHNOL SOLUTIONS CORP ADR REPSTG 1/2 SHS CUSIP: 486720100	ITTOY Cash	2,156	9,4100 20,287.96
***Covered			
J SAINSBURY PLC SPON ADR NEW CUSIP: 486249208	JSNRY Cash	1,380	13,4900 18,616.20
***Covered			
JARDINE MATHESON HOLDINGS LTD ADR CUSIP: 471115402	JMHLV Cash	189	89,0500 13,050.45
***Covered			
JERONIMO MARTINS SGPS SA ADR CUSIP: 478493101	JRONY Cash	676	23,0200 15,561.52
***Covered			
KBC GROUP NV ADR CUSIP: 48241F104	KBCSY Cash	961	31,9600 30,713.56
***Covered			
KAO CORP ADR REPSTG 1/5TH COM CUSIP: 485637401	KAOOY Cash	2,385	14,9000 35,536.50
***Covered			
KDDI CORP ADR CUSIP: 48667L106	KDDY Cash	3,960	11,8500 46,926.00
***Covered			
KEPPEL LTD SPON ADR CUSIP: 492051305	KPELY Cash	1,883	8,6000 16,183.80
***Covered			






Exhibit A7


G & S GIANFORTE TEES GREG
GIANFORTE REV TR 5/23/06 AND
SUSAN GIANFORTE REV TR 5/23/05
TEN COMM/PARAMETRIC MGD ACCT

December 1,
December 31, 2018
Account Number:

ASSISTED BY: [REDACTED]

PORTFOLIO ASSETS - HELD AT STIFEL (continued)

Equities	Symbol Type	Quantity	Current Price/ Current Value
KINGFISHER PLC SPON ADR PAR 15 5/7 PENGE CUSIP: 498724403 ***Covered	KGFHY Cash	3,813	5,2200 19,903.86
KIRIN HOLDINGS CO LTD SPON ADR CUSIP: 497350306 ***Covered	KRBYW Cash	1,952	20,7800 40,562.56
KONINKLUKE AHOLD DELHAIZE N V SPON ADR NEW CUSIP: 500467501 ***Covered	ADRYV Cash	2,750	25,2300 69,382.50
KONINKLUKE PHILLIPS N V NEW 2000 SPON ADR CUSIP: 500472303 ***Covered	PHG Cash	914	35,1100 32,090.54
KONE OYJ ADR CUSIP: 50048H101 ***Covered	KNYJY Cash	1,464	23,8900 34,960.32
KUBOTA CORP ADR CUSIP: 501173207 ***Covered	KUBTY Cash	437	70,4500 30,786.65
KYOCERA CORP ADR CUSIP: 801556203 ***Covered	KRCY Cash	237	49,8350 11,810.89
L OREAL COMPANY ADR CUSIP: 502117203 ***Covered	LRLCY Cash	1,053	45,6900 48,079.98
LVMH MOET HENNESSY LOUIS VUITTON ADR CUSIP: 502441306 Original Cost: 35,411.41 ***Covered	LVMJY Cash	1,088	58,4600 63,604.48





PRIVATE WEALTH MANAGEMENT
A DIVISION OF STIFEL

ASSISTED INVESTMENT

Exhibit A7

G & S GIANFORTE TTEES GREG
GIANFORTE REV TR 5/23/05 AND
SUSAN GIANFORTE REV TR 5/23/05
TEN COMM/PARAMETRIC MGD ACCT

December 1 -
December 31, 2018
Account Number:

PORTFOLIO ASSETS - HELD AT STIFEL (continued)

Equities	Symbol/Type	Quantity	Current Price/Current Value
LEGAL & GENERAL GROUP PLC SPONSORED ADR CUSIP: 52463H103 ***Covered	LGSNV Cash	2,642	14,8050 39,114.81
LENDLEASE CORP LTD SPONS ADR CUSIP: 526023205 ***Covered	LESY Cash	2,459	8,0500 19,794.95
LEONARDO S P A CUSIP: 52660W101 ***Covered	FINMY Cash	3,307	4,3300 14,319.31
LINE CORP SPON ADR CUSIP: 53567X101 ***Covered	LN Cash	169	34,1100 5,730.48
LONZA GROUP AG ADR CUSIP: 54338V101 ***Covered	LZGY Cash	1,090	25,9900 28,089.20
LUXOTTICA GROUP S P A SPONSORED ADR CUSIP: 55068R202 ***Covered	LUXTY Cash	582	59,0800 34,384.56
MSAAD INSURANCE GROUP HOLDINGS ADR CUSIP: 553491101 ***Covered	MSADY Cash	2,691	14,0650 37,708.26
MACQUARIE GROUP LTD ADR NEW CUSIP: 55807P204 ***Covered	MOBY Cash	458	76,0150 34,814.87
MAKITA CORP ADR NEW CUSIP: 590877300 ***Covered	MKTAY Cash	618	35,1750 21,736.15
MEGGITT PLC ADS REPTG 2 SHS CUSIP: 58517R104 ***Covered	MEGY Cash	1,110	12,1000 13,431.00




Exhibit A7

G & S GIANFORTE TTEES GREG
 GIANFORTE REV TR 5/23/05 AND
 SUSAN GIANFORTE REV TR 5/23/05
 TEN COMMPARAMETRIC MGD ACCT

December 1,
 December 31, 2018
 Account Number:

INVESTMENT STATEMENT

PORTFOLIO ASSETS - HELD AT STEEL (continued)

Equities	Symbol Type	Quantity	Current Price/ Current Value
MELCO RESORTS & ENTERTAINMENT LTD ADR CUSIP: 585464100	MELCO Cash	396	17,6200 6,801.32
***Covered			
MERCK KGAA SPONS ADR CUSIP: 589338209	MKGGY Cash	595	20,7550 12,349.22
***Covered			
MICHELIN COMPAGNIE GENERALE DES ETABLISSEMENTS ADR CUSIP: 594107106	MGGDY Cash	1,797	19,6000 35,221.20
***Covered			
MITSUBISHI CORP SPONSORED ADR CUSIP: 606789305	MSBYT Cash	1,151	54,8050 63,080.55
***Covered			
MITSUBISHI ELEC CORP ADR CUSIP: 606776201	MELEY Cash	1,797	21,9900 39,516.03
***Covered			
MITSUBISHI ESTATE LTD ADR CUSIP: 606783207	MITEY Cash	769	15,6400 12,011.52
***Covered			
MITSUBISHI UFJ FINANCIAL GROUP INC SPON ADR CUSIP: 606822104	MUBFG Cash	11,179	4,8700 54,441.73
***Covered			
MITSUJI & COMPANY LTD ADR CUSIP: 606827202	MITSY Cash	170	310,5000 52,785.00
***Covered			
MIZUHO FINANCIAL GRP INC SPONSORED ADR CUSIP: 60687Y109	MIFG Cash	8,566	3,0000 25,704.00
***Covered			
MURATA MANUFACTURING COMPANY LTD ADR CUSIP: 626426102	MRYAY Cash	576	33,6700 19,393.92
***Covered			



PRIVATE WEALTH MANAGEMENT
A DIVISION OF STEEL

ASSET MANAGEMENT

Exhibit A7

G & S GIANFORTE TTEES GREG
GIANFORTE REV TR 5/23/05 AND
SUSAN GIANFORTE REV TR 5/23/05
TEN COMM/PARAMETRIC MGD ACCT

December 1 -
December 31, 2018
Account Number:

PORTFOLIO ASSETS - HELD AT STEEL (continued)

Equities	Symbol/ Type	Quantity	Current Price/ Current Value
NTT DOCOMO INC SPON ADR CUSIP: 62942M201	DCMY Cash	1,108	22,2500 24,653.00
***Covered			
NATIONAL AUSTRALIA BANK LTD SPON ADR NEW CUSIP: 632525406	NABZY Cash	7,350	8,5000 62,476.00
***Covered			
NATIXIS S A ADR CUSIP: 63673D103	NTXFY Cash	653	47,0861 30,747.22
***Covered			
NATURGY ENERGY GROUP S A ADR CUSIP: 63903X103	GASNY Cash	7,382	5,0900 37,625.28
***Covered			
NESTLE S A SPON ADR REPSTG REG SHS CUSIP: 641069406	NSRGY Cash	2,788	80,9800 225,654.56
***Mixed			
NEWCREST MINING LTD SPON ADR CUSIP: 651191108	NKAGY Cash	1,844	15,5500 28,674.20
***Covered			
NICE LTD SPON ADR CUSIP: 653656108	NICE Cash	200	108,2100 21,642.00
***Covered			
NIDEC CORP SPON ADR CUSIP: 654090109	NIDCY Cash	1,521	28,0600 42,684.05
***Covered			
NIKON CORP ADR CUSIP: 654111202	NINOV Cash	1,103	14,8700 16,401.81
***Covered			
NINTENDO LTD ADR CUSIP: 654445303	NTDOY Cash	1,138	33,1000 37,867.80
***Covered			



Exhibit A7

G & S GIANFORTE TTEES GREG
 GIANFORTE REV TR 5/23/05 AND
 SUSAN GIANFORTE REV TR 5/23/05
 TEN COMMPARAMETRIC MGD ACCT

December 1 -
 December 31, 2018
 Account Number:

ASSET DETAILS

PORTFOLIO ASSETS - HELD AT STIEBEL (continued)

Equities	Symbol/Type	Quantity	Current Price/Current Value
NIPPON TELEGRAPH & TELEPHONE CORP SPON ADR CUSIP: 654624105	NTTY Cash	520	40.8400 21,132.80
***Covered			
NOKIA CORP SPON ADR CUSIP: 654902204	NOK Cash	1,117	5.8200 6,500.94
***Covered			
NOKIAURA HOLDINGS INC SPON ADR CUSIP: 655354208	NMR Cash	9,790	3.7200 38,418.80
***Covered			
NOVARTIS AG SPON ADR CUSIP: 669871109	NVS Cash	1,385	85.8100 119,704.95
***Covered			
NOVO NORDISK AS ADR CUSIP: 670100205	NVO Cash	1,846	48.0700 75,831.22
***Covered			
ONV AG SPONSORED ADR NEW CUSIP: 670875509	ONVY Cash	323	44.3150 14,313.74
***Covered			
OLYMPUS CORP SPON ADR CUSIP: 68163W109	OPY Cash	703	30.8300 21,743.79
***Covered			
OMRON CORP SPON ADR CUSIP: 682151303	OMR Cash	900	36.0900 32,481.00
***Covered			
ORANGE SPONS ADR CUSIP: 694080108	ORAN Cash	2,339	16.1900 37,868.41
***Covered			
ORIX CORP SPONSORED ADR CUSIP: 686330101	RIX Cash	574	71.5500 41,069.70
***Covered			



PRIVATE WEALTH MANAGEMENT
A DIVISION OF STEEL

STEEL INDUSTRIES CORPORATION

Exhibit A7

G & S GIANFORTE TTEES GREG
GIANFORTE REV TR 5/23/05 AND
SUSAN GIANFORTE REV TR 5/23/05
TEN COMMPARAMETRIC MGD ACCT

December 31 -
December 31, 2018
Account Number:

PORTFOLIO ASSETS - HELD AT STEEL (continued)

Equities	Symbol	Type	Quantity	Current Price/ Current Value
OTSUKA HOLDINGS COMPANY LTD ADR CUSIP: 689164101 ***Covered	OTSKY	Cash	1,546	20,2200 31,260.12
PANASONIC CORP ADR CUSIP: 69832A205 ***Covered	PCRFY	Cash	2,083	8,9900 18,726.17
PERINOD RICARD S A ADR CUSIP: 714284207 ***Covered	PORDY	Cash	1,233	32,7400 40,369.42
PORSCHE AUTOMOBIL HOLDINGS SE ADR CUSIP: 73326P106 ***Covered	POAHY	Cash	3,707	5,8200 21,574.74
PROSIEBENSAT 1 MEDIA AG ADR CUSIP: 743476202 ***Covered	PSPFY	Cash	6,975	4,4300 30,899.25
PRUDENTIAL PLC ADR CUSIP: 74436K204 ***Covered	PLIK	Cash	1,449	35,3700 51,251.13
RECKITT BENCKISER PLC SPONSORED ADR CUSIP: 756255204 ***Covered	RBGLY	Cash	3,163	15,1300 47,856.19
RED ELECTRICA CORP SA UNSPONSORED ADR CUSIP: 758596101 ***Covered	RDELY	Cash	1,716	11,0960 19,039.02
RELX PLC SPON ADR CUSIP: 759630108 ***Covered	RELX	Cash	2,056	20,5200 42,189.12
RENAULT SA ADR CUSIP: 759673403 ***Covered	RNL5Y	Cash	2,986	12,3000 36,727.80







Exhibit A7

G & S GIANFORTE TTEES GREG
GIANFORTE REV TR 5/23/05 AND
SUSAN GIANFORTE REV TR 5/23/05
TEN COMMPARAMETRIC MGD ACCT

December 1 -
December 31, 2018
Account Number:

PORTFOLIO ASSETS - HELD AT STIFEL (continued)

Equities	Symbol/ Type	Quantity	Current Price/ Current Value
REPSOL S A SPONSORED ADR CUSIP: 76028T205	REPY Cash	2,480	16,0300 39,754.40
***Covered			
RIO TINTO PLC SPONSORED ADR CUSIP: 767204100	RIO Cash	993	48,4800 48,140.64
***Covered			
ROCHE HOLDING LIMITED SPONSORED ADR CUSIP: 771195104	RHHBY Cash	3,869	31,0800 119,937.72
***Covered			
ROLLS-ROYCE HOLDINGS PLC SPONSORED ADR CUSIP: 775761206	RYCEY Cash	897	10,4550 9,378.13
***Covered			
ROYAL BANK SCOTLAND GROUP PLC SPONS ADR REPSTG 20 ORD SHRS CUSIP: 780097689	RBS Cash	6,520	5,5800 36,446.80
***Covered			
ROYAL DUTCH SHELL PLC SPONSORED ADR REPSTG A SHARES CUSIP: 780258206	RDSA Cash	2,459	58,2700 143,285.93
***Covered			
RYANAIR HOLDINGS PLC SPON ADR NEW CUSIP: 783513203	RYAAY Cash	73	71,3400 5,207.82
***Covered			
SMC CORP JAPAN SPON ADR CUSIP: 78445W306	SMCAY Cash	1,477	14,8700 21,962.99
***Covered			
SSE PLC SPON ADR CUSIP: 78467K107	SSEZY Cash	2,430	13,7700 33,481.10
***Covered			
SAFRAN S A SPON ADR CUSIP: 786584102	SAFRY Cash	1,454	29,8900 43,480.06
***Covered			





PRIVATE WEALTH MANAGEMENT
A DIVISION OF STIFEL

ASSET DEFINITION (continued)

Exhibit A7

G & S GIANFORTE TTEES GREG
GIANFORTE REV TR 5/23/05 AND
SUSAN GIANFORTE REV TR 5/23/05
TEN COMMPARAMETRIC MGD ACCT

December 1 -
December 31, 2018
Account Number:

PORTFOLIO ASSETS - HELD AT STIFEL (continued)

Equities	Symbol/ Type	Quantity	Current Price/ Current Value
SAMPO OYJ ADR CUSIP: 79688J102	SXPY Cash	528	22,1500 11,695.20
***Covered			
SANDS CHINA LTD UNSPON ADR CUSIP: 80007R105	SCRY Cash	295	43,3350 12,783.82
***Covered			
SANDVIK AB ADR CUSIP: 800212201	SDVKY Cash	2,285	14,4100 32,926.85
***Covered			
SANDFI SPON ADR CUSIP: 80105N105	SNV Cash	951	43,4100 41,282.81
***Covered			
SANTEN PHARMACEUTICAL CO LTD UNSPON ADR CUSIP: 80287P100	SNPHY Cash	1,185	14,2950 16,853.67
***Covered			
SAP SE SPON ADR CUSIP: 803054204	SAP Cash	1,073	99,5500 106,817.15
***Covered			
SCHNEIDER ELECTRIC SE ADR CUSIP: 80687P106	SEGSY Cash	3,441	13,5200 46,522.32
***Covered			
SCOR SPON ADR CUSIP: 80917Q106	SCRY Cash	2,833	4,4100 12,483.53
***Covered			
SECOM LTD ADR CUSIP: 813113206	SOMLY Cash	1,744	20,8100 35,943.84
***Covered			
SEGA SAMMY HOLDINGS INC SPON ADR REPTG COM SEGA SAMMY HLDGS INC CUSIP: 815794102	SGAMY Cash	3,888	3,4475 13,403.88
***Covered			






Exhibit A7

G & S GIANFORTE TTEES GREG
GIANFORTE REV TR 5/23/05 AND
SUSAN GIANFORTE REV TR 5/23/05
TEN COMPARAMETRIC MGD ACCT

December 1 -
December 31, 2018
Account Number:

UNIDENTIFIED ACCOUNT

PORTFOLIO ASSETS - HELD AT STIEBEL (continued)

Equities

Symbol	Type	Quantity	Current Price	Current Value
SEKSUI HOUSE LTD SPON ADR	SKHSY Cash	1,704	14,7850	25,142.52
CUSIP: 818078307				
***Covered				
SEVEN & I HOLDINGS COMPANY LTD ADR	SVNDY Cash	1,893	21,6750	41,030.77
CUSIP: 81783H105				
***Covered				
SGS SA ADR	SGSOY Cash	1,289	22,4850	28,533.46
CUSIP: 818800104				
***Covered				
SHIN ETSU CHEMICAL CO LTD UNSPON ADR	SHECY Cash	2,983	19,2000	56,899.80
CUSIP: 824551105				
***Covered				
SHIRE PLC SPON ADR	SHFG Cash	27	174,0400	4,699.08
CUSIP: 82461R106				
***Covered				
SHISEIDO LTD SPON ADR	SSOY Cash	834	83,0100	39,948.34
CUSIP: 824841407				
***Covered				
SIEMENS A G SPON ADR	SIEGY Cash	862	56,0800	48,340.96
CUSIP: 826197501				
***Covered				
SKANDINAVISKA ENSKILDA BANKEN SPONSORED ADR	SKNY Cash	3,958	9,7000	38,392.80
REPSTG SHS SER A				
CUSIP: 830505301				
***Covered				
SMITH & NEPHEW PLC NEW SPONS ADR	SNN Cash	288	37,3900	10,017.84
CUSIP: 83175M205				
***Covered				
SMITHS GROUP PLC SPON ADR	SMGY Cash	1,310	17,2850	22,643.35
CUSIP: 83238P203				
***Covered				

Exhibit A7

G & S GIANFORTE TTEES GREG
 GIANFORTE REV TR 5/23/05 AND
 SUSAN GIANFORTE REV TR 5/23/05
 TEN COMM/PARAMETRIC MGD ACCT

December 1 -
 December 31, 2018
 Account Number:

PORTFOLIO ASSETS - HELD AT STIFEL (continued)

Equities	Symbol	Quantity	Current Price/ Current Value
SODEXO SPONS ADR CUSIP: 833792104	SDXY	1,052	20,3400 21,397.68
***Covered			
SOFTBANK GROUP ADR CUSIP: 83404D109	SFTBY	1,325	32,6000 43,195.00
***Covered			
SONIC HEALTHCARE LTD SPONS ADR CUSIP: 83548A203	SNHY	1,830	15,7500 28,822.50
***Covered			
SONY CORP ADR NEW 7174 CUSIP: 835699307	SNE	1,571	48,2800 75,847.88
***Covered			
SOUTH32 LTD SPONS ADR CUSIP: 84473L105	SOHY	4,361	11,7500 51,241.75
***Covered			
SPARK NEW ZEALAND LTD SPONSORED ADR CUSIP: 84652A102	SPKY	1,240	13,8750 17,205.00
***Covered			
STORA ENSO CORP SPONSORED ADR REPSTG SHARES R CUSIP: 86210M108	SEQAY	521	11,6100 6,048.81
***Covered			
SUBARU CORP ADR CUSIP: 86428V104	FLHY	2,193	10,8900 23,881.77
***Covered			
SUMITOMO CHEMICAL COMPANY LTD ADR CUSIP: 865612105	SQMY	1,030	23,9300 24,847.90
***Covered			
SUMITOMO CORP SPONS ADR CUSIP: 865613103	SSJMY	2,164	14,1200 30,555.68
***Covered			



Exhibit A7

G & S GIANFORTE TTEES GREG
 GIANFORTE REV TR 5/23/05 AND
 SUSAN GIANFORTE REV TR 5/23/05
 TEN COMM/PARAMETRIC MGD ACCT

December 1,
 December 31, 2018
 Account Number:

ASSET ID: 10000000000000000000

PORTFOLIO ASSETS - HELD AT STIFEI (continued)

Equities
 Symbol Type Quantity Current Price/ Current Value

SUNTOMO MITSUI FINL SMTFG 6,083 6,5100 39,800.33
 GRP INC Cash
 CUSIP: 86562M209

***Covered

SUN HUNG KAI PROPERTIES SHUY 3,060 14,3100 43,788.60
 LIMITED NEW ADR Cash
 CUSIP: 86878H302

***Covered

SUNTORY BEVERAGE & FOOD STBFY 1,075 22,5750 24,268.12
 LTD ADS Cash
 CUSIP: 86803T104

***Covered

SVENSKA CELLULOSA SVCBY 723 7,7060 5,570.71
 AKTIEPOLAGET SCA Cash
 SPONSORED ADR
 CUSIP: 869587402

***Covered

SVENSKA HANDELSBANKEN AB SWMLY 7,254 5,5600 40,259.70
 ADR Cash
 CUSIP: 86959C103

***Covered

SWEDBANK AB SHDBY 654 22,3900 14,843.06
 SPONSORED ADR Cash
 CUSIP: 870195104

***Covered

SWIRE PACIFIC LIMITED SWRAY 2,961 10,5560 31,253.35
 SPONSORED ADR Cash
 REPRESENTING 1 CLASS A
 CUSIP: 870794302

***Covered

SWISS RE LTD SREY 1,807 22,9100 41,398.37
 SPONSORED ADR Cash
 CUSIP: 870866108

***Covered

SWISSCOM SPONSORED ADR SCWNY 788 47,9500 36,825.80
 CUSIP: 871013108 Cash

***Covered

SYMRISE AG ADR SYEY 802 18,5250 14,857.05
 CUSIP: 87155N109 Cash

***Covered



Exhibit A7

PRIVATE WEALTH MANAGEMENT
A DIVISION OF STIFEL

AN STIFEL COMPANY

G & S GIANFORTE TTEES GREG
GIANFORTE REV TR 5/23/05 AND
SUSAN GIANFORTE REV TR 5/23/05
TEN COMP/PARAMETRIC MGD ACCT

December 1 -
December 31, 2018
Account Number:

PORTFOLIO ASSETS - HELD AT STIFEL (continued)

Equities	Symbol/ Type	Quantity	Current Price/ Current Value
SYSMEX CORP ADR CUSIP: 87184P109	SSMXY Cash	377	23,7200 8,942.44
***Covered			
TAD HOLDINGS INC UNSPON ADR CUSIP: 872120100	TDHOY Cash	4,272	5,6600 24,179.52
***Covered			
TAKEDA PHARMACEUTICAL CO LTD SPON ADR CUSIP: 874080205	TAK Cash	2,186	16,8200 36,769.52
***Covered			
TECHTRONIC INDUSTRIES LTD SPON ADR CUSIP: 87873R101	TINDY Cash	625	26,2500 16,406.25
***Covered			
TELLA CO AB UNSPON ADR CUSIP: 87960M205	TLSNY Cash	488	9,4150 4,594.52
***Covered			
TELSTRA CORP LTD SPON ADR CUSIP: 87969N204	TLSYV Cash	3,337	10,0320 33,476.78
***Covered			
TENARIS S A SPON ADR CUSIP: 88031M109	TS Cash	1,479	21,3200 31,532.28
***Covered			
TERNA RETE ELETTRICA NAZIONALE SPA UNSPON ADR CUSIP: 88088L103	TEZNY Cash	397	17,0500 6,599.35
***Covered			
TESCO PLC SPON ADR CUSIP: 881575302	TSCDY Cash	1,002	7,3200 7,334.84
***Covered			
TOKIO MARINE HOLDINGS INC SPON ADR CUSIP: 889094108	TKOMY Cash	1,276	47,4200 60,507.92
***Covered			







Exhibit A7

G & S GIANFORTE TTEES GREG
GIANFORTE REV TR 5/23/05 AND
SUSAN GIANFORTE REV TR 5/23/05
TEN COMM/PARAMETRIC MGD ACCT

December 1 -
December 31, 2018
Account Number:

PORTFOLIO ASSETS - HELD AT STEEL (continued)

Equities	Symbol Type	Quantity	Current Price/ Current Value
TOKYO ELECTRON LTD UNSPON ADR CUSIP: 889110102	TOELY Cash	1,180	28,1800 33,228.80
***Covered			
TOKYO GAS CO LTD UNSPON ADR CUSIP: 889115101	TKGSY Cash	494	12,3700 5,987.08
***Covered			
TORAY INDUSTRIES INC ADR CUSIP: 890880206	TRRYV Cash	1,845	14,1400 23,260.30
***Covered			
TOSHIBA CORP UNSPON ADR CUSIP: 891493306	TOSYV Cash	1,282	14,0050 17,954.41
***Covered			
TOTAL S A SPON ADR CUSIP: 89151E109	TOT Cash	1,080	52,1800 56,354.40
***Covered			
TOYOTA MOTOR CORP SPON ADR CUSIP: 892331307	TM Cash	529	118,0800 61,406.32
***Covered			
TREASURY WINE ESTATES LTD ADR CUSIP: 89465J109	TSRYV Cash	3,088	10,5050 32,439.44
Original Cost: 12,852.27			
***Covered			
UNICORP CORP SPONSORED ADR CUSIP: 90460M204	UNICY Cash	2,577	6,6000 17,888.20
***Covered			
UNILEVER PLC SPONSORED ADR NEW CUSIP: 904767704	UL Cash	1,418	52,2500 74,090.50
***Covered			





PRIVATE WEALTH MANAGEMENT
A DIVISION OF STEEL

Exhibit A7

G & S GIANFORTE TTEES GREG
GIANFORTE REV TR 5/23/05 AND
SUSAN GIANFORTE REV TR 5/23/05
TEN COMPARATIVE MGD ACCT

December 1,
December 31, 2018
Account Number:

PORTFOLIO ASSETS - HELD AT STEEL (continued)

Equities	Symbol/ Type	Quantity	Current Price/ Current Value
UNILEVER N V	UN	548	53.8000
NEW YORK SHARES NEW	Cash		29,374.80
CUSIP: 904784709			
***Covered			
UNITED OVERSEAS BK LTD	LOVEY	1,139	36.1200
SPONS ADR	Cash		41,140.68
CUSIP: 911271302			
***Covered			
UNITED UTILITIES GROUP	UUGRY	1,578	18.6850
PLC SPONSORED ADR	Cash		29,484.93
CUSIP: 91311E102			
***Covered			
UPM KYMINENE CORP	UPMKY	904	25.7300
SPONSORED ADR	Cash		23,259.92
CUSIP: 915436109			
***Covered			
VALEO	VLEBY	2,367	14.5900
SPON ADR	Cash		34,510.86
CUSIP: 919134304			
***Covered			
VEOLIA ENVIRONMENT	VEDEY	1,182	20.4050
SPON ADR	Cash		23,710.61
CUSIP: 92334N103			
***Covered			
VINCI S A	VCISY	2,073	20.5100
ADR	Cash		42,517.23
CUSIP: 927320101			
***Covered			
VIVENDI SA	VVHHY	1,178	24.1500
ADR	Cash		28,400.40
CUSIP: 92852T201			
***Covered			
VODAFONE GROUP PLC NEW	VOD	1,343	19.2800
SPON ADR NO PAR	Cash		25,893.04
CUSIP: 92857W308			
***Covered			
VOLKSWAGEN A G	Cash	489	32.5000
SPON ADR			15,892.50
CUSIP: 928662303			
***Covered			







Exhibit A7

G & S GIANFORTE TTEES GREG
GIANFORTE REV TR 5/23/05 AND
SUSAN GIANFORTE REV TR 5/23/05
TEN COMMPARAMETRIC MGD ACCT

December 1 -
December 31, 2018
Account Number:

PORTFOLIO ASSETS - HELD AT STIFEL (continued)

Equities	Symbol/ Type	Quantity	Current Price/ Current Value
VOLKSWAGEN A G ADR REPRESENTING PREF SH CUSIP: 928662501	VWAPY Cash	1,178	15,7180 18,513.44
***Covered			
WMM MORRISON SUPERMARKETS PLC ADR CUSIP: 92833J107	MWMSV Cash	1,111	13,4800 14,976.28
***Covered			
WPP PLC NEW ADR CUSIP: 92937A102	WPP Cash	689	54,8000 37,757.20
***Covered			
WEIR GROUP PLC SPON ADR CUSIP: 94876Q205	WEGRY Cash	1,758	8,1200 14,274.96
***Covered			
WEST JAPAN RAILWAY CO ADR CUSIP: 95343Z101	WJRY Cash	335	71,1200 23,825.20
***Covered			
WESTPAC BANKING CORP SPON ADR CUSIP: 961214301	WBK Cash	1,631	17,4700 28,493.57
***Covered			
WOLTERS KLUWER N V SPON ADR CUSIP: 977874205	WTKWY Cash	812	58,6800 47,648.16
***Covered			
WOODSIDE PETROLEUM LTD SPON ADR CUSIP: 960226308	WOPRY Cash	789	22,1100 17,444.79
***Covered			
WYNN MACAU LTD ADR CUSIP: 96313R106	WYNNY Cash	758	21,5300 16,319.74
***Covered			
ZALANDO SE UNSPON ADR CUSIP: 98867L105	ZLNDY Cash	1,523	13,0800 19,880.36
***Covered			





PRIVATE WEALTH MANAGEMENT
A DIVISION OF STEEL

Exhibit A7

G & S GIANFORTE TTEES GREG
GIANFORTE REV TR 5/23/05 AND
SUSAN GIANFORTE REV TR 5/23/05
TEN COMM/PARAMETRIC MSD ACCT

December 1 -
December 31, 2018
Account Number:

PORTFOLIO ASSETS - HELD AT STIPEL (continued)

Equities	Symbol	Type	Quantity	Current Price	Current Value
ZURICH INSURANCE GROUP LTD CUSIP: 989825104 ***Covered	ZURVY	Cash	1,283	29,8050	38,239.81
DEUTSCHE BANK AG CUSIP: D18190898 ***Covered	DB	Cash	4,768	8,1500	38,859.20
COCA-COLA EUROPEAN PARTNERS PLC CUSIP: G25839104 ***Covered	CEP	Cash	809	45,8500	37,092.65
CHECK POINT SOFTWARE TECHNOLOGIES LTD CUSIP: M22485104 ***Covered	CHKP	Cash	109	102,8500	11,188.85
ISRAEL CHEMICALS LTD CUSIP: M5920A109 ***Covered	ICL	Cash	5,492	5,6800	31,084.72
AERCAP HOLDINGS N V CUSIP: N00985108 ***Covered	AER	Cash	480	38,6000	18,216.00
ASML HOLDING NV NY REGISTRY SHS NEW 2012 CUSIP: N07099210 ***Covered	ASML	Cash	398	155,6200	61,938.76
FERRARI NV NEW CUSIP: N3167Y103 Original Cost: 15,125.95 ***Covered	RACE	Cash	363	98,4400	38,085.52
FIAT CHRYSLER AUTOMOBILES N V CUSIP: N31738102 ***Covered	FCAU	Cash	2,444	14,4600	35,340.24




Exhibit A7

G & S GIANFORTE TTEES GREG
 GIANFORTE REV TR 5/23/05 AND
 SUSAN GIANFORTE REV TR 5/23/05
 TEN COMM/PARAMETRIC M3D ACCT

December 1 -
 December 31, 2018
 Account Number:

ASSET LISTINGS (continued)

PORTFOLIO ASSETS - HELD AT STEEL (continued)

Equities	Symbol/ Type	Quantity	Current Price/ Current Value
QIAGEN NV	QGEN	1,134	34,4500
NEW	Cash		39,068.30
CUSIP: N72482123			
***Covered			

FOOTNOTES/DEFINITIONS

18 Please note "Unrealized Gain/(-)Loss" does not equal the total current value minus the total cost if any value or cost amounts are missing. Unrealized gains or losses are provided for your information only and should not be used for tax purposes.



Exhibit A9

GREG & SUSAN GIANFORTE TTEE
GREG GIANFORTE REV TR & SUSAN
GIANFORTE REV TR U/A 5/23/05
TEN COMM

December 1,
December 31, 2018
Account Number:

This section shows the cash equivalents and/or securities in your account. Prices obtained from outside sources are considered reliable but are not guaranteed by Stifel. Actual prices may vary, and upon sale, you may receive more or less than your original purchase price. Contact your Financial Advisor for current price quotes. Gain/Loss is provided for informational purposes only. Cost basis may be adjusted for, but not limited to, amortization, accretion, principal paydowns, capital changes, listed option premiums, gifting rules, inheritance step-up, or wash sales. The Gain/Loss information should not be used for tax preparation without the assistance of your tax advisor. Lot detail quantity displayed is truncated to the one thousandth of a share.

***Classifications listed below security descriptions:
Covered: Tax basis information for this security is covered by IRS reporting requirements.
Noncovered: Tax basis information for this security is not covered by IRS reporting requirements.
Mixed: Tax basis information for this security includes both covered and noncovered tax lots.
Wash: The tax basis for this security has been adjusted due to wash sale activity as defined by IRS regulations.
Gift: Security position includes gifted shares. Unrealized gains/losses displayed may not be indicative of gain or loss that would be realized upon sale of security due to tax rules for gifted stock.

NET CASH EQUIVALENTS

INSURED BANK PROGRAM Current value
18,908.50

STIFEL INSURED BANK DEPOSIT PROGRAM
Funds deposited through the Stifel Insured Bank Deposit Program (the "Program") are in deposit accounts at deposit accounts are not covered by the Securities Investor Protection Corporation ("SIPC"). Deposit account Balances in the Program or in any money market fund offered as an available fund for Cash Investment Serv brokerage account or can be distributed directly to you with the proper withdrawal form on file.

PORTFOLIO ASSETS - HELD AT STIFEL

Equities	Symbol Type	Quantity	Current Price/ Current Value
BLACKBAUD INC CUSIP: 082270100	BLXB Cash	10,000	62,9000 629,000.00
***Covered			
FAIR ISAAC CORP CUSIP: 303250104	FICO Cash	37,872	187,0000 7,082,084.00
***Mixed			
RED HAT INC CUSIP: 756577102	RHT Cash	21,900	175,8400 3,846,516.00
***Covered			
SALEFORCE.COM INC CUSIP: 794681302	CRM Cash	21,600	136,9700 2,958,552.00
***Covered			



EXHIBIT A9

GREG & SUSAN GIANFORTE TTEE
 GREG GIANFORTE REV TR & SUSAN
 GIANFORTE REV TR U/A 5/23/05
 TEN COMM

December 1 -
 December 31, 2018
 Account Number:

PORTFOLIO ASSETS - HELD AT STIFEL (continued)

Equities	Symbol/ Type	Quantity	Current Price/ Current Value
SERVICENOW INC CUSIP: 81782P102	NOW Cash	9,000	178,0500 1,602,450.00
***Covered			
WORKIVA INC CI A CUSIP: 98139A105	WRK Cash	140,000	35,8900 5,024,800.00
***Covered			
ZENDESK INC CUSIP: 98936J101	ZEN Cash	28,000	58,3700 1,634,380.00
***Covered			

TOTAL NET REALIZATIONS

10 Please note "Unrealized Gain/(-)Loss" does not equal the total current value minus the total cost if any value or cost amounts are missing. Unrealized gains or losses are provided for your information only and should not be used for tax purposes.



Exhibit A0

GAS GIANFORTE TTEES GREG
GIANFORTE REV TR 5/23/05 AND
SUSAN GIANFORTE REV TR 5/23/05
TEN COMM/LATTICE MGD ACCT

December 1 -
December 31, 2018
Account Number:

This section shows the cash equivalents and/or securities in your account. Prices obtained from outside sources are considered reliable but are not guaranteed by Stifel. Actual prices may vary, and upon sale, you may receive more or less than your original purchase price. Contact your Financial Advisor for current price quotes. Gain/Loss is provided for informational purposes only. Cost basis may be adjusted for, but not limited to, amortization, accretion, principal paydowns, capital changes, listed option premiums, gifting rules, inheritance step-up, or wash sales. The Gain/Loss information should not be used for tax preparation without the assistance of your tax advisor. Lot detail quantity displayed is truncated to the one thousandth of a share.

***Classifications listed below security descriptions:
Covered: Tax basis information for this security is covered by IRS reporting requirements.
Noncovered: Tax basis information for this security is not covered by IRS reporting requirements.
Mixed: Tax basis information for this security includes both covered and noncovered tax lots.
Wash: The tax basis for this security has been adjusted due to wash sale activity as defined by IRS regulations.
Gift: Security position includes gifted shares. Unrealized gain/loss displayed may not be indicative of gain or loss that would be realized upon sale of security due to tax rules for gifted stock.

NET CASH EQUIVALENTS

INSURED BANK PROGRAM Current Value
156,033.96

STIFEL INSURED BANK DEPOSIT PROGRAM
Funds deposited through the Stifel Insured Bank Deposit Program (the "Program") are in deposit accounts at deposit accounts are not covered by the Securities Investor Protection Corporation ("SIPC"). Deposit account balances in the Program or in any money market fund offered as an available fund for Cash Investment Service brokerage account or can be distributed directly to you with the proper withdrawal form on file.

PORTFOLIO ASSETS - HELD AT STIFEL

Equities	Symbol/ Type	Quantity	Current Price/ Current Value
GLOBAL X	GNG	17,770	7,7900
MSCI COLOMBIA ETF	Cash		138,428.30
CUSIP: 37950E200			
***Covered			
INVESCO	PN	9,100	24,1700
INDIA ETF	Cash		219,947.00
CUSIP: 46137R109			
***Covered			
ISHARES	EWZ	5,150	38,2000
MSCI BRAZIL ETF	Cash		196,730.00
CUSIP: 464286400			
***Covered			



Exhibit A9

GAS GIANFORTE TIEES GREG
 GIANFORTE REV TR 5/23/05 AND
 SUSAN GIANFORTE REV TR 5/23/05
 TEN COMM LATTICE MGD ACCT

December 1 -
 December 31, 2018
 Account Number:

PORTFOLIO ASSETS - HELD AT STIFEL (continued)

Equities	Symbol/ Type	Quantity	Current Price/ Current Value
ISHARES MSCI THAILAND ETF CUSIP: 464286824	THD Cash	2,635	82,8100 218,204.35
***Covered			
ISHARES MSCI CHILE ETF CUSIP: 464286840 Original Cost: 129,425.62	ECH Cash	4,120	41,4100 170,609.20
***Covered			
ISHARES MSCI TURKEY ETF CUSIP: 464286715	TUR Cash	1,960	24,5700 48,157.20
***Covered			
ISHARES MSCI SOUTH KOREA ETF CUSIP: 464286772	EWY Cash	5,985	58,8600 333,441.90
***Covered			
ISHARES MSCI SOUTH AFRICA ETF CUSIP: 464286790	EZA Cash	725	50,4500 36,578.25
***Covered			
ISHARES MSCI HONG KONG ETF CUSIP: 464286871	EHK Cash	17,020	22,5700 384,141.40
***Covered			
ISHARES INDIA 50 ETF CUSIP: 464286529	INDY Cash	420	35,3200 14,834.40
***Covered			
ISHARES MSCI PERU ETF CUSIP: 464286942	EPU Cash	6,905	35,5000 241,577.50
***Covered			
ISHARES MSCI INDONESIA ETF CUSIP: 464286309 Original Cost: 44,120.41	IDO Cash	2,065	24,8200 51,006.10
***Covered			



PRIVATE WEALTH MANAGEMENT
A DIVISION OF STEEL

STEEL INDUSTRIES (continued)

Exhibit A-0

GAS GIANFORTE TTEES GREG
GIANFORTE REV TR 5/23/05 AND
SUSAN GIANFORTE REV TR 5/23/05
TEN COMM/ LATTICE MGD ACCT

December 1 -
December 31, 2018
Account Number:



PORTFOLIO ASSETS - HELD AT STIFEL (continued)

Equities	Symbol/ Type	Quantity	Current Price/ Current Value
ISHARES MSCI PHILIPPINES ETF CUSIP: 464298408	EPHE Cash	2,375	31,8800 75,715.00
***Covered			
ISHARES MSCI POLAND ETF CUSIP: 464298606	EPOL Cash	600	23,0300 13,818.00
***Covered			
ISHARES MSCI CHINA ETF CUSIP: 464298671	MCHI Cash	5,975	52,8200 314,404.50
***Covered			
ISHARES INC MSCI TAIWAN ETF CUSIP: 464346772	EWT Cash	9,645	31,8200 304,974.90
***Covered			
ISHARES INC MSCI RUSSIA NEW ETF CUSIP: 464346796	ERUS Cash	1,907	30,8000 58,735.80
***Covered			
VANECK VECTORS RUSSIA ETF CUSIP: 92189F403	RSX Cash	7,065	18,7500 132,488.75
***Covered			
VANECK VECTORS POLAND ETF CUSIP: 92189F783	PLND Cash	11,070	16,2837 180,039.15
***Covered			
VANECK VECTORS INDONESIA INDEX ETF CUSIP: 92189F833	IDX Cash	6,935	21,7600 150,906.60
***Covered			
VANGUARD FTSE EMERGING MARKETS ETF CUSIP: 922042858	VWO Cash	23,590	38,1000 898,779.00
***Covered			




Exhibit A

GAS GIANFORTE TTEES GREG
 GIANFORTE REV TR 5/23/05 AND
 SUSAN GIANFORTE REV TR 5/23/05
 TEN COMM/ LATTICE MGD ACCT

December 1 -
 December 31, 2018
 Account Number:

ASSET LISTINGS (continued)

PORTFOLIO ASSETS - HELD AT STIFEL (continued)

Equities	Symbol/ Type	Quantity	Current Price/ Current Value
WISDOMTREE INDIA EARNINGS ETF CUSIP: 97717W422	EP1 Cash	4,290	24,8000 106,392.00
***Covered			

FOOTNOTES/DEFINITIONS

10 Please note "Unrealized Gain/(-)Loss" does not equal the total current value minus the total cost if any value or cost amounts are missing. Unrealized gains or losses are provided for your information only and should not be used for tax purposes.



PRIVATE WEALTH MANAGEMENT
A DIVISION OF STIFEL

Exhibit A10

G & S GIANFORTE TTEES GREG
GIANFORTE REV TR 5/23/05 AND
SUSAN GIANFORTE REV TR 5/23/05
TEN COMM / RIVERBRIDGE MGD

December 1 -
December 31, 2018
Account Number:

This section shows the cash equivalents and/or securities in your account. Prices obtained from outside sources are considered reliable but are not guaranteed by Stifel. Actual prices may vary, and upon sale, you may receive more or less than your original purchase price. Contact your Financial Advisor for current price quotes. Gain/Loss is provided for informational purposes only. Cost basis may be adjusted for, but not limited to, amortization, accretion, principal paydowns, capital changes, listed option premiums, gifting rules, inheritance step-up, or wash sales. The Gain/Loss information should not be used for tax preparation without the assistance of your tax advisor. Lot detail quantity displayed is truncated to the one thousandth of a share.

***Classifications listed below security descriptions:
Covered: Tax basis information for this security is covered by IRS reporting requirements.
Noncovered: Tax basis information for this security is not covered by IRS reporting requirements.
Mixed: Tax basis information for this security includes both covered and noncovered tax lots.
Wash: The tax basis for this security has been adjusted due to wash sale activity as defined by IRS regulations.
Gift: Security position includes gifted shares. Unrealized gain/loss displayed may not be indicative of gain or loss that would be realized upon sale of security due to tax rules for gifted stock.

NET CASH EQUIVALENTS

INSURED BANK PROGRAM Current value
88,534.62

STIFEL INSURED BANK DEPOSIT PROGRAM
Funds deposited through the Stifel Insured Bank Deposit Program (the "Program") are in deposit accounts & deposit accounts are not covered by the Securities Investor Protection Corporation ("SIPC"). Deposit account Balances in the Program or in any money market fund offered as an available fund for Cash Investment Set brokerage account or can be distributed directly to you with the proper withdrawal form on file.

PORTFOLIO ASSETS - HELD AT STIFEL

Equities	Symbol/ Type	Quantity	Current Price/ Current Value
ACUTY BRANDS INC CUSIP: 00508Y102	AVI Cash	750	114.9500 86,212.50
***Covered			
ALARM COM HOLDINGS INC CUSIP: 011642105	ALRM Cash	2,124	51.8700 110,171.88
***Covered			
ANSTYS INC CUSIP: 03662Q105	ANSS Cash	1,673	142.9400 239,138.62
***Covered			



Exhibit A10

G & S GIANFORTE TTEES GREG
 GIANFORTE REV TR 5/23/05 AND
 SUSAN GIANFORTE REV TR 5/23/05
 TEN COMM / RIVERBRIDGE MGD

December 1 -
 December 31, 2018
 Account Number:

PORTFOLIO ASSETS - HELD AT STIFEL (continued)

Equities	Symbol	Type	Quantity	Current Price/ Current Value
BEACON ROOFING SUPPLY INC CUSIP: 073085109 ***Covered	BEON	Cash	2,085	31,7200 66,453.40
BIO-TECHNE CORP CUSIP: 09073M104 ***Covered	TECH	Cash	1,290	144,7200 186,688.80
BLACKLINE INC CUSIP: 09230B109 ***Covered	BL	Cash	3,059	40,9500 125,266.05
CHEMED CORP NEW CUSIP: 18356R103 ***Covered	CHE	Cash	832	283,2800 235,688.96
COGNEX CORP CUSIP: 192422103 ***Covered	CGNX	Cash	3,089	38,6700 119,451.63
COSTAR GROUP INC CUSIP: 22160N109 ***Covered	CSGP	Cash	829	337,3400 279,654.86
ELLIE MAE INC CUSIP: 28949P100 ***Covered	ELI	Cash	1,100	62,6300 69,113.00
EVOLENT HEALTH INC CL A CUSIP: 30050B101 ***Covered	EVH	Cash	7,587	19,9500 151,360.65
EXLSERVICE HOLDINGS INC CUSIP: 302061104 ***Covered	EXLS	Cash	1,976	52,6200 103,924.50
FASTENAL CO CUSIP: 311800104 ***Covered	FAST	Cash	4,890	52,2900 255,696.10
FIVE BELOW INC CUSIP: 33829M101 ***Covered	FIVE	Cash	1,987	102,3200 203,309.84
GENTEX CORP CUSIP: 371901109 ***Covered	GNTX	Cash	6,085	20,2100 123,179.95



PRIVATE WEALTH MANAGEMENT
A DIVISION OF STIFEL

Exhibit A10

G & S GIANFORTE TEES GREG
GIANFORTE REV TR 5/23/05 AND
SUSAN GIANFORTE REV TR 5/23/05
TEN COMM / RIVERBRIDGE MGD

December 1 -
December 31, 2018
Account Number:

PORTFOLIO ASSETS - HELD AT STIFEL (continued)

Equities	Symbol/ Type	Quantity	Current Price/ Current Value
GODADDY INC	GDDY Cash	2,550	65,6200 167,331.00
CL A CUSIP: 390237107			
***Covered			
GRAND CANYON EDUCATION INC CUSIP: 38528M106	LOPE Cash	2,355	96,1400 226,409.70
***Covered			
GUIDEWIRE SOFTWARE INC CUSIP: 40717V100	GWRE Cash	1,450	80,2300 116,333.50
***Covered			
HEALTHCARE SVCS GROUP CUSIP: 421906108	HCSG Cash	5,897	40,1800 236,941.46
***Covered			
HEICO CORP NEW CUSIP: 422606109	HEI Cash	4,531	77,4800 351,061.88
***Covered			
INTL FLAVOR & FRAGRANCES CUSIP: 459506101	IFF Cash	1,292	134,2700 173,476.84
***Covered			
KNIGHT SWIFT TRANSPORTATION HOLDINGS INC CUSIP: 4990M9104	KNX Cash	2,600	25,0700 65,182.00
***Covered			
LENNOX INTL INC CUSIP: 526107107	LII Cash	630	218,8600 137,981.80
***Covered			
MIDDLEBY CORP CUSIP: 598278101	MIDD Cash	1,129	102,7300 115,982.17
***Covered			
NATIONAL INSTRUMENTS CORP CUSIP: 638618102	NATI Cash	4,855	45,3800 211,243.90
***Covered			
NEOGEN CORP CUSIP: 840491106	NEOG Cash	1,462	57,0000 83,334.00
***Covered			






Exhibit A10


G & S GIANFORTE TTEES GREG
GIANFORTE REV TR 5/23/05 AND
SUSAN GIANFORTE REV TR 5/23/05
TEN COMM / RIVERBRIDGE MGD

December 1 -
December 31, 2018
Account Number:

(continued)

PORTFOLIO ASSETS - HELD AT STIFEL (continued)

Equities	Symbol	Type	Quantity	Current Price/ Current Value
PRA GROUP INC CUSIP: 69354N106	PRAA	Cash	3,200	24,3700 77,984.00
***Covered				
PAYCOM SOFTWARE INC CUSIP: 70432V102	PAYC	Cash	1,263	122,4500 154,654.35
***Covered				
PROS HOLDINGS INC CUSIP: 74346Y103	PRO	Cash	6,170	31,4000 193,738.00
***Covered				
PROTO LABS INC CUSIP: 743713109	PRLB	Cash	2,225	112,7900 250,957.75
***Covered				
RITCHEE BROTHERS AUCTIONEERS INC CUSIP: 767744105	RBA	Cash	7,737	32,7200 253,154.84
***Covered				
ROLLINS INC CUSIP: 775711104	ROL	Cash	6,288	36,1000 226,986.80
***Covered				
SCHEIN HENRY INC CUSIP: 806407102	HSC	Cash	1,050	78,5200 82,446.00
***Covered				
A O SMITH CUSIP: 831865209	AOS	Cash	1,900	42,7000 81,130.00
***Covered				
TELADOC HEALTH INC CUSIP: 87818A105	TDOC	Cash	2,540	49,5700 125,907.80
***Covered				
2U INC CUSIP: 90214J101	TWOU	Cash	3,186	49,7200 158,407.92
***Covered				
TYLER TECHNOLOGIES INC CUSIP: 902252105	TYL	Cash	981	185,8200 182,289.42
***Covered				
ULTIMATE SOFTWARE GROUP INC CUSIP: 90365D107	ULTI	Cash	1,068	244,8700 261,521.16
***Covered				





PRIVATE WEALTH MANAGEMENT
A DIVISION OF STIFEL

EXHIBIT A.10

G & S GIANFORTE TTEES GREG
GIANFORTE REV TR 5/23/05 AND
SUSAN GIANFORTE REV TR 5/23/05
TEN COMM / RIVERBRIDGE MGD

December 1 -
December 31, 2018
Account Number:



PORTFOLIO ASSETS - HELD AT STIFEL (continued)

Equities	Symbol/ Type	Quantity	Current Price/ Current Value
VEEVA SYSTEMS INC CL A CUSIP: 922475108	VEEV Cash	3,395	89,3200 303,241.40
***Covered			
VERISK ANALYTICS INC CUSIP: 923457106	VRSK Cash	2,659	109,0400 289,937.36
***Covered			
WABCO HOLDINGS INC CUSIP: 92927K102	WBC Cash	906	107,3400 97,250.04
***Covered			
WAGEWORKS INC CUSIP: 930427109	WAGE Cash	2,600	27,1600 70,616.00
***Covered			
WATSCO INC CL A CUSIP: 942622200	WSCO Cash	700	139,1400 97,398.00
***Covered			
WEST PHARMACEUTICAL SERVICES INC CUSIP: 955306105	WST Cash	1,858	98,0300 182,139.74
***Covered			
IHS MARKET LTD CUSIP: 647567105	INFO Cash	3,961	47,9700 190,009.17
***Covered			
GLOBANT S A CUSIP: L44385109	GOB Cash	2,672	56,3200 150,487.04
***Covered			
ISHARES RUSSELL 2000 GROWTH ETF CUSIP: 464267648	IWO Cash	2,159	168,0000 362,544.00
***Covered			




Exhibit 11



Traditional IRA account


Greg R. Gianforte

Vanguard Flagship Services®

Andrew Strain, Registered Representative: 800-345-1344, Ext. 2554

Account overview

Total account value as of December 31, 2018 **\$1,128,520.40**



Balances and holdings for Vanguard funds

Beginning on January 1, 2012, new tax rules on taxable (nonretirement) mutual fund accounts (excluding money market funds) require Vanguard to track cost basis information for shares acquired and subsequently sold, on or after that date. Unless you select another method, sales of Vanguard mutual funds, but not ETFs, will default to the average cost method. For more information, visit vanguard.com/costbasis.

Symbol	Name	Average price per share	Balance on 12/31/2018
VMMXX	Prime Money Mkt Fund	-	\$458.05
VTIAX	Tot Intl Stock Ix Admiral	28.79	252,619.92
VTSAX	Total Stock Mkt Idx Adm	37.19	875,442.43
			\$1,128,520.40



Exhibit A12

STIFEL NICOLAUS CUSTODIAN FOR
SUSAN K GIANFORTE IRA

December 1 -
December 31, 2018
Account Number:

This section shows the cash equivalents and/or securities in your account. Prices obtained from outside sources are considered reliable but are not guaranteed by Stifel. Actual prices may vary, and upon sale, you may receive more or less than your original purchase price. Contact your Financial Advisor for current price quotes. Gain/Loss is provided for informational purposes only. Cost basis may be adjusted for, but not limited to, amortization, accretion, principal paydowns, capital changes, listed option premiums, gifting rules, inheritance step-up, or wash sales. The Gain/Loss information should not be used for tax preparation without the assistance of your tax advisor. Lot detail quantity displayed is truncated to the one thousandth of a share.

NET CASH EQUIVALENTS

STIFEL BANK PROGRAM Current value
6.21

STIFEL INSURED BANK DEPOSIT PROGRAM FOR RETIREMENT ACCOUNTS
Funds deposited through the Stifel Insured Bank Deposit Program for Retirement Accounts (the "Program")
The Program's Disclosure Statement is available at www.stifel.com. The deposit accounts are not covered by
within applicable limits.
Balances in the Program or in any money market fund offered as an available fund for Cash Investment Serv
brokerage account or can be distributed directly to you with the proper withdrawal form on file.

PORTFOLIO ASSETS - HELD AT STIFEL

Equities	Symbol Type	Quantity	Current Price/ Current Value
BOZEMAN BANCORP INC	Restricted	271.625	0.3200 a.c.l
CUSIP: 1364939			86,920.00

UNREALIZED GAINS/LOSSES

- 1 Please note "Unrealized Gain/Loss" does not equal the total current value minus the total cost if any value or cost amounts are missing. Unrealized gains or losses are provided for your information only and should not be used for tax purposes.
- 2 Securities with footnotes enclosed are not listed on national exchanges or the NASDAQ; are generally illiquid and no formal trading market exists for these securities. If you are able to sell the securities, the price you receive may be less than the per share estimated value provided on your statement.
- 3 Description of Estimated Value - estimate of an investor's interest in the net assets of the program. #
- 4 Source of Value Information - management of the program. #
- 5 Method of Valuation - based on the book value of the program's net assets and capital accounts. #



Exhibit A13



Partnership account

Vanguard Flagship Services®

G-Force 1 Llc

Andrew Strain, Registered Representative: 800-345-1344, Ext. 2554

Account overview

\$5,000,005.75
Total account value as of December 31, 2018



Balances and holdings for Vanguard funds

Beginning on January 1, 2012, new tax rules on taxable (nonretirement) mutual fund accounts (excluding money market funds) require Vanguard to track cost basis information for shares acquired and subsequently sold, on or after that date. Unless you select another method, sales of Vanguard mutual funds, but not ETFs, will default to the average cost method. For more information, visit vanguard.com/costbasis.

Symbol	Name	Average price per share	Balance on 12/31/2018
VMPXX	Federal Money Mkt Fund	-	\$0.00
VTIAX	Tot Intl Stock Ix Admiral	28.38	654,896.39
VTSAX	Total Stock Mkt Idx Adm	50.12	4,345,109.36
			\$5,000,005.75